

**FY 2024**  
**General Fund Analysis and**  
**Treasurer's Monthly Reports**  
**January 8, 2024**



**For the Month Ending**  
**December 31, 2023**

**Prepared by:**  
**Karen Ervin**  
**Treasurer/CFO**

# **SECTION I**

Five Year Forecast (November 30, 2023)

General Fund Variance Analysis: Cash, Revenue, & Expenditure



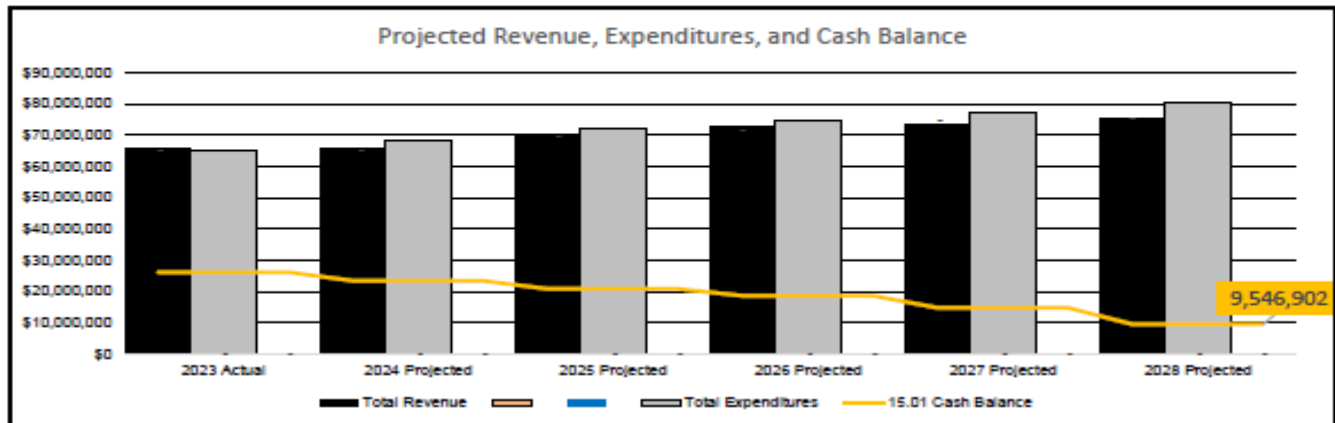
## Five-Year Forecast (FY 2024 - FY 2028)

### LEBANON CITY SCHOOL DISTRICT – WARREN COUNTY

November, 2023

#### Forecast Summary

Lebanon City School District



Note: Cash balance (Line 7.020) plus any existing levy modeled as renewed or new during the forecast.

Financial Forecast	Fiscal Year 2024	Fiscal Year 2025	Fiscal Year 2026	Fiscal Year 2027	Fiscal Year 2028
Beginning Balance (Line 7.010) Plus Renewal/New Levies Modeled	26,220,438	23,471,690	20,897,114	18,653,264	14,841,048
+ Revenue	65,696,524	69,376,693	72,657,187	73,496,827	75,000,876
+ Proposed Renew/Replacement Levies	-	-	-	-	-
+ Proposed New Levies	-	-	-	-	-
- Expenditures	(68,445,273)	(71,951,268)	(74,901,037)	(77,309,042)	(80,295,023)
= Revenue Surplus or Deficit	(2,748,749)	(2,574,575)	(2,243,851)	(3,812,215)	(5,294,146)
Line 7.020 Ending Balance with renewal/new levies	23,471,690	20,897,114	18,653,264	14,841,048	9,546,902

#### Analysis Without Renewal Levies Included:

Revenue Surplus or Deficit w/o Levies	(2,748,749)	(2,574,575)	(2,243,851)	(3,812,215)	(5,294,146)
Ending Balance w/o Levies	23,471,690	20,897,114	18,653,264	14,841,048	9,546,902

In FY 2024 a revenue shortfall is expected. This means that expenditures are expected to be greater than revenue by \$2,748,749 in FY 2024. By the last year of the forecast, FY 2028, the district is expected to have a revenue shortfall where expenditures are projected to be greater than revenue by \$5,294,146. The district would need to cut its FY 2028 projected expenses by 6.59% in order to balance its budget without additional revenue.

The district's cash balance is positive at year-end in FY 2024 and is projected to worsen by FY 2028. A worsening cash balance can erode the district's financial stability over time.

Ohio adopted the Fair School Funding Plan (FSFP) in FY 2022. The plan was continued with increasing phase-in of the formula results. In FY 2024 the per pupil base cost calculations were updated from FY 2018 cost data to FY 2022. For Lebanon City School District the calculated Base Cost total is \$40,509,356 in FY 2024. The state's share of the calculated Base Cost total is \$10,622,476 or \$2,171 per pupil.

## COMPARISON OF CASH BALANCES

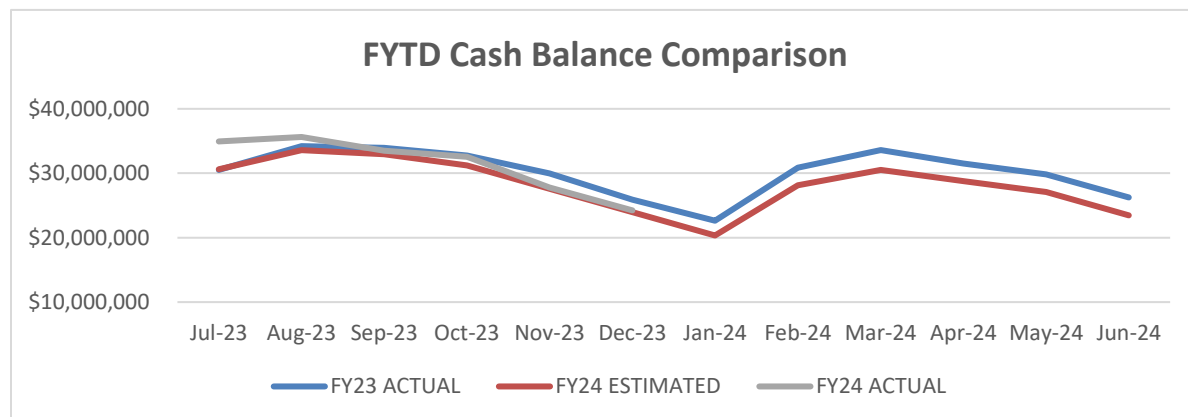
### December 31, 2023

Actual Cash Balance		\$24,233,039
Estimated Cash Balance		\$23,955,229
Variance From Estimate	OVER	\$277,811
Percent Variance From Estimate	OVER	1.16%
Previous Year Cash Balance		\$25,883,597

Current Encumbrances	\$2,413,629
Current Unencumbered Cash Balance	\$21,819,411
Current Days of Operating Cash (based on Unencumbered Cash Balance)	116.36
Estimated Fiscal Year End Days of Operating Cash	125.17
Minimum General Fund Cash Balance Threshold per Fiscal Policy	36.50
Future Goal for General Fund Cash Balance per Fiscal Policy	120.00

**DESCRIPTION:** General Fund cash balance as projected on 5-year financial forecast. Actual cash balance to determine number of days of operating cash.

**COMMENTS:** Cash balance is trending in line with the forecast.



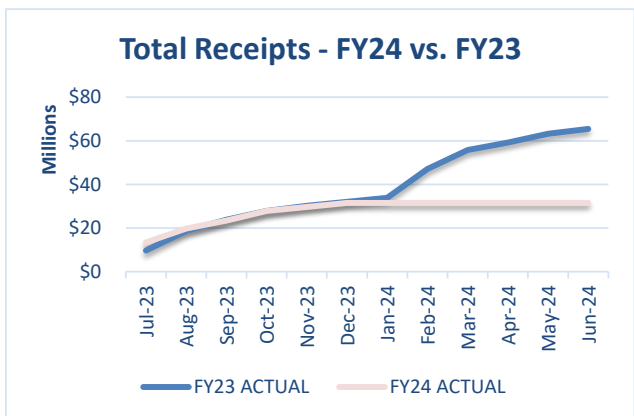
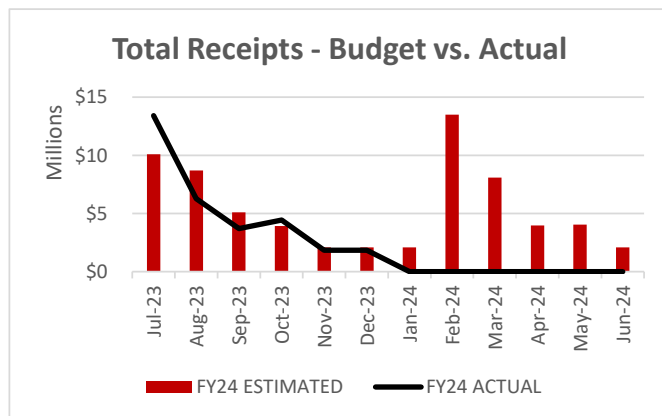
## COMPARISON OF TOTAL RECEIPTS

### December 31, 2023

		Monthly		Fiscal Year 2024 Year-to-Date
Actual Receipts		\$1,830,969		\$31,500,085
Estimated Receipts		\$2,086,238		\$31,957,429
Variance From Estimate	UNDER	(\$255,269)	UNDER	(\$457,344)
Variance From Estimate	UNDER	-12.24%	UNDER	-1.43%
Actual Prior Year		\$1,844,307		\$31,965,610
Total Fiscal Year 2024 Estimate				\$65,696,519
Percent Of Total Estimate Received				47.95%
Percent Of Budget Year Completed		6 month(s)		50.00%

**DESCRIPTION:** This category consists of all General Fund revenues contained within this report.

**COMMENTS:** Total receipts are trending in line with the forecast.



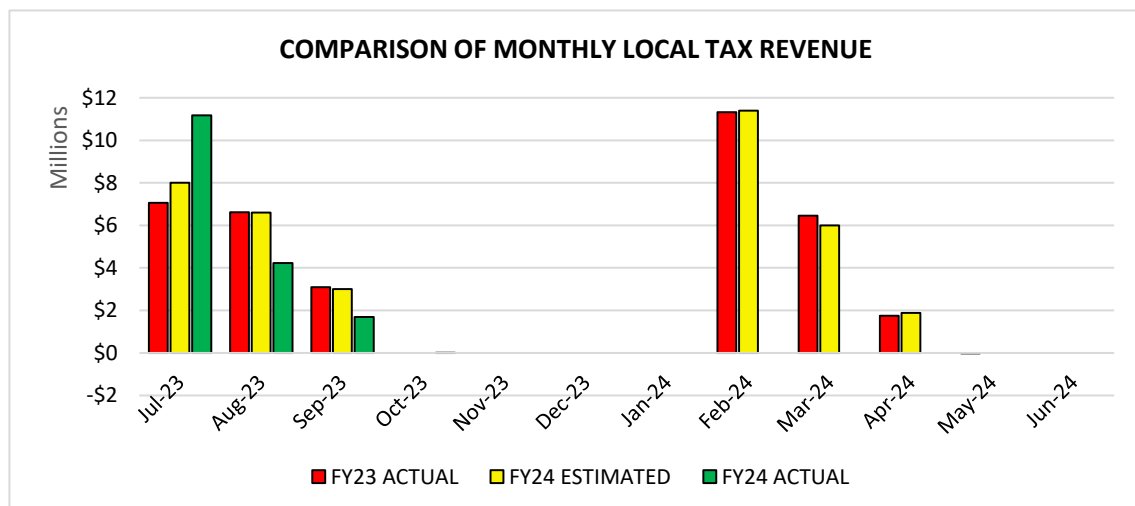
## COMPARISON OF LOCAL TAXES

December 31, 2023

	Monthly		Fiscal Year 2024 Year-to-Date	
Actual Tax Receipts		\$0		\$17,097,646
Estimated Tax Receipts		\$0		\$17,600,000
Variance From Estimate	OVER	\$0	UNDER	(\$502,354)
Variance From Estimate	OVER	#DIV/0!	UNDER	-2.85%
Actual Prior Year		\$0		\$16,771,403
Total Fiscal Year 2024 Estimate				\$36,876,051
Percent Of Total Estimate Received				46.37%
Percent Of Budget Year Completed		6 month(s)		50.00%

**DESCRIPTION:** This category consists of real and personal property taxes. Real property taxes are received in September and April with advances being available the two months prior to settlement. Personal Property taxes are received in October and June.

**COMMENTS:** Total receipts are trending in line with the forecast.



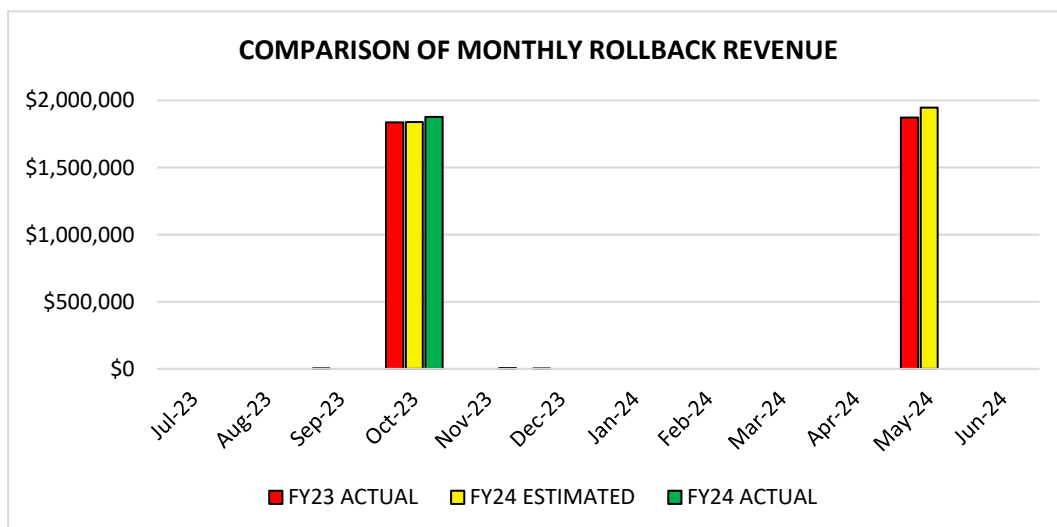
## COMPARISON OF STATE ROLLBACK

### December 31, 2023

	Monthly		Fiscal Year 2024 Year-to-Date	
Actual State Receipts		\$0		\$1,882,716
Estimated State Receipts		\$0		\$1,840,000
Variance From Estimate	OVER	\$0	OVER	\$42,716
Variance From Estimate	OVER	#DIV/0!	OVER	2.32%
Actual Prior Year		\$2,089		\$1,843,324
Total Fiscal Year 2024 Estimate				\$3,785,612
Percent Of Total Estimate Received				49.73%
Percent Of Budget Year Completed		6 month(s)		50.00%

**DESCRIPTION:** This category consists of homestead/rollback and \$10,000 exemptions received once for the \$10,000 exemption. Rollback is paid by the State of Ohio around November and May.

**COMMENTS:** Total receipts are trending in line with the forecast.

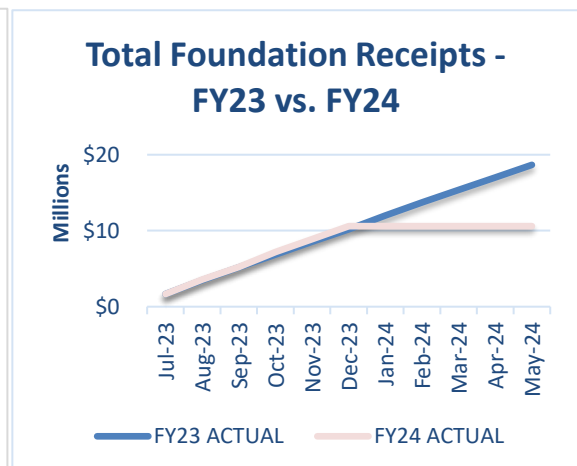
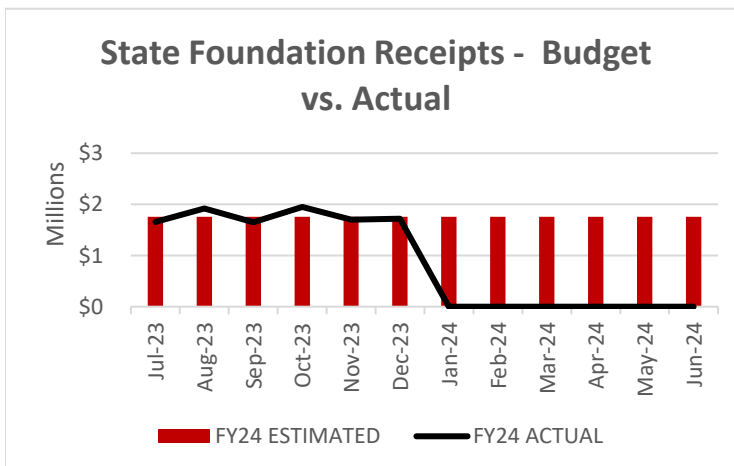


## COMPARISON OF STATE FOUNDATION December 31, 2023

	Monthly		Fiscal Year 2024 Year-to-Date	
Actual State Receipts		\$1,718,957		\$10,597,218
Estimated State Receipts		\$1,754,389		\$10,526,334
Variance From Estimate	UNDER	(\$35,432)	OVER	\$70,884
Variance From Estimate	UNDER	-2.02%	OVER	0.67%
Actual Prior Year		\$1,652,032		\$10,178,994
Total Fiscal Year 2024 Estimate				\$21,052,667
Percent Of Total Estimate Received				50.34%
Percent Of Budget Year Completed		6 month(s)		50.00%

**DESCRIPTION:** This category consists of unrestricted and restricted state aid.

**COMMENTS:** Total receipts are trending in line with the forecast.





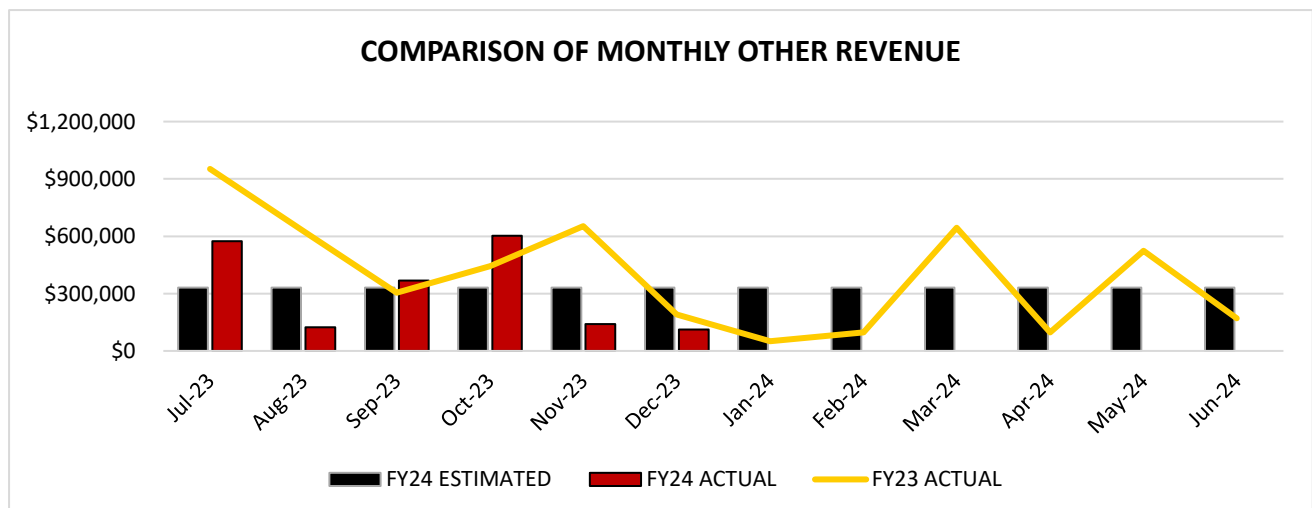
## COMPARISON OF OTHER REVENUES

December 31, 2023

	Monthly		Fiscal Year 2024 Year-to-Date	
Actual Other Receipts		\$112,011		\$1,922,505
Estimated Other Receipts		\$331,849		\$1,991,095
Variance From Estimate	UNDER	(\$219,838)	UNDER	(\$68,590)
Variance From Estimate	UNDER	-66.25%	UNDER	-3.44%
Actual Prior Year		\$190,187		\$3,171,889
Total Fiscal Year 2024 Estimate				\$3,982,189
Percent Of Total Estimate Received				48.28%
Percent Of Budget Year Completed		6 month(s)		50.00%

**DESCRIPTION:** This category consists of advances-in, transfers-in, notes received, other state sources, tuition, rent, sale of assets, and other miscellaneous revenues.

**COMMENTS:** Total receipts are trending slightly less than the forecast, but the dollar value is insignificant compared to total revenues.



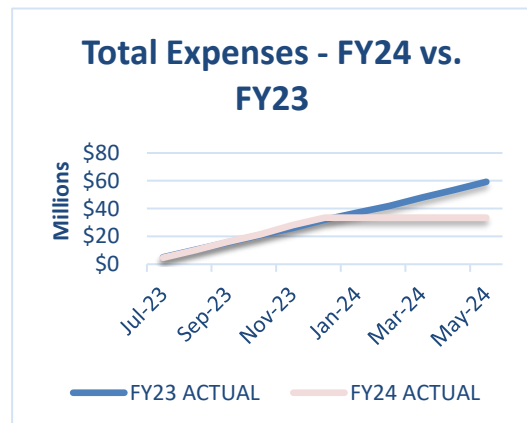
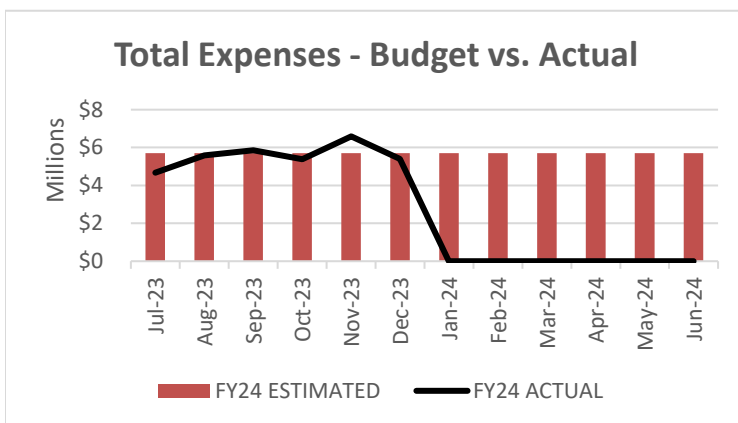
## COMPARISON OF TOTAL EXPENDITURES

December 31, 2023

	Monthly		Fiscal Year 2024 Year-to-Date	
Actual Expenditures		\$5,400,955		\$33,487,484
Estimated Expenditures		\$5,703,773		\$34,222,638
Variance From Estimate	UNDER	(\$302,818)	UNDER	(\$735,154)
Variance From Estimate	UNDER	-5.31%	UNDER	-2.15%
Actual Prior Year		\$5,922,814		\$31,913,759
Total Fiscal Year 2024 Estimate				\$68,445,273
Percent Of Total Estimate Spent				48.93%
Percent Of Budget Year Completed		6 month(s)		50.00%

**DESCRIPTION:** This category consists of all expenditures contained within this report.

**COMMENTS:** FYTD expenditures are trending in line with the forecast.



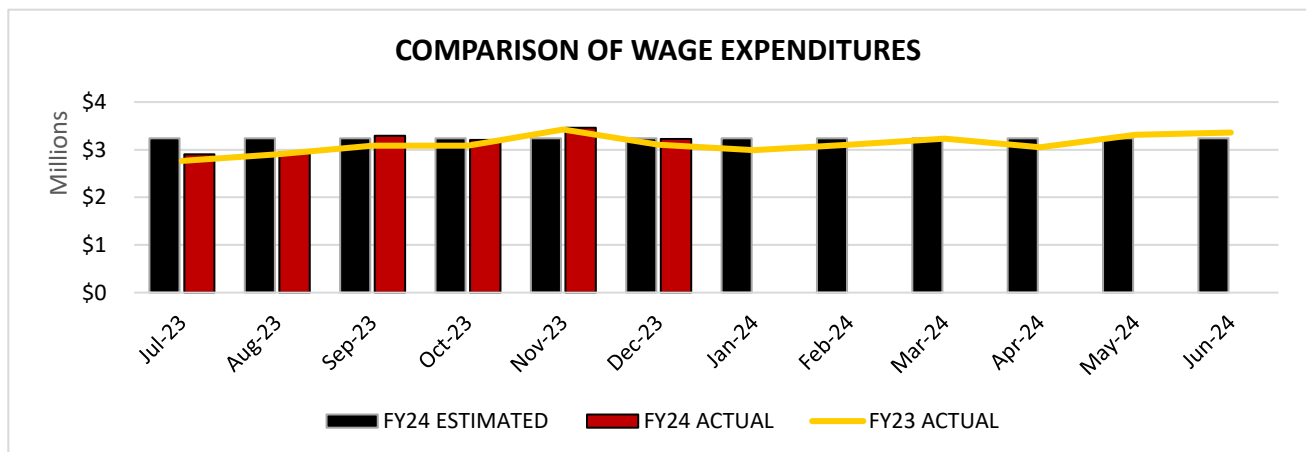
## COMPARISON OF WAGE EXPENDITURES

December 31, 2023

	Monthly		Fiscal Year 2024 Year-to-Date	
Actual Wage Expenditures		\$3,228,330		\$19,040,634
Estimated Wage Expenditures		\$3,238,351		\$19,430,106
Variance From Estimate	UNDER	(\$10,021)	UNDER	(\$389,472)
Variance From Estimate	UNDER	-0.31%	UNDER	-2.00%
Actual Prior Year		\$3,102,552		\$18,358,790
Total Fiscal Year 2024 Estimate				\$38,860,207
Percent Of Total Estimate Spent				49.00%
Percent Of Budget Year Completed		6 month(s)		50.00%
Percent of Wage Expenditures to Revenues				60.45%
Percent of Wage Expenditures to Total Expenditures				56.86%
Total Percent of Wages & Fringes to Expenditures				80.23%

**DESCRIPTION:** This category consists of regular wages, substitute wages, and supplementals, etc.

**COMMENTS:** FYTD expenditures are trending in line with the forecast.



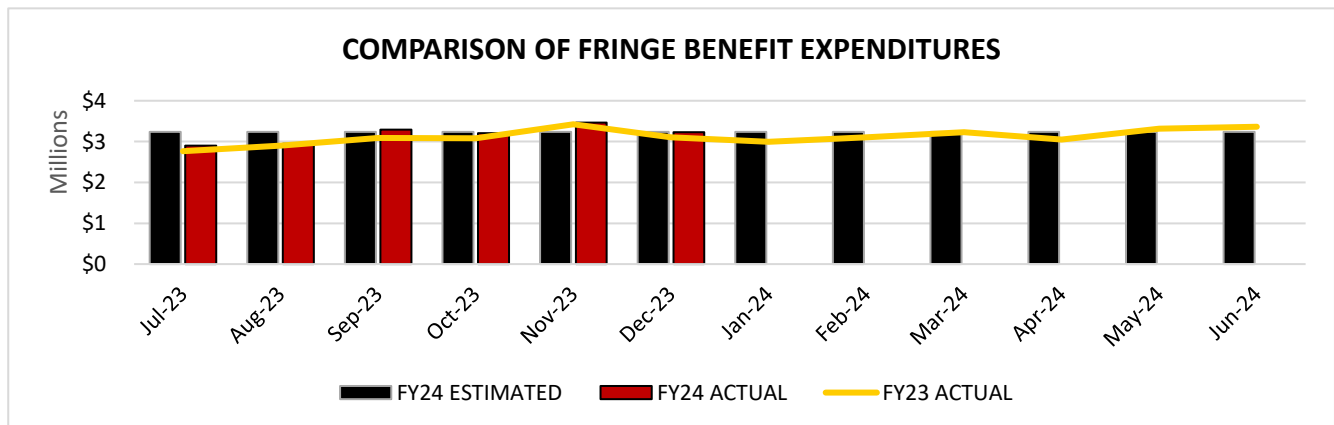
## COMPARISON OF FRINGE BENEFIT EXPENDITURES

December 31, 2023

		Monthly		Fiscal Year 2024 Year-to-Date
Actual Fringe Benefit Expenditures		\$1,326,627		\$7,827,672
Estimated Fringe Benefit Expenditures		\$1,315,480		\$7,892,880
Variance From Estimate	OVER	\$11,147	UNDER	(\$65,208)
Variance From Estimate	OVER	0.85%	UNDER	-0.83%
Actual Prior Year		\$1,911,633		\$7,951,600
Total Fiscal Year 2024 Estimate				\$15,785,756
Percent Of Total Estimate Spent				49.59%
Percent Of Budget Year Completed		6 month(s)		50.00%
Percent of Fringe Benefits to Revenues				24.85%
Total Percent of Wages & Fringes to Revenues				85.30%
Percent of Fringe Benefits to Total Expenditures				23.37%
Total Percent of Wages & Fringes to Expenditures				80.23%

**DESCRIPTION:** This category consists of employee insurance programs, retirement, Medicare, etc.

**COMMENTS:** FYTD expenditures are trending in line with the forecast.



## COMPARISON OF PURCHASED SERVICE EXPENDITURES

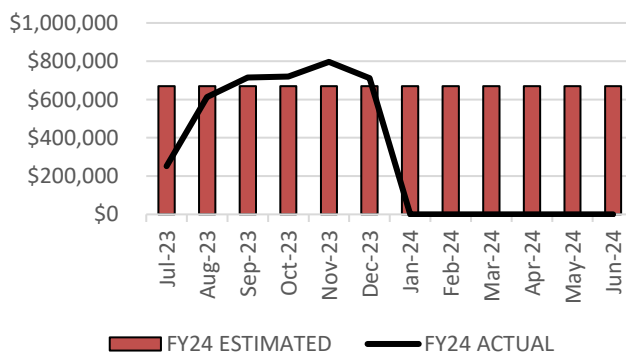
December 31, 2023

		Monthly		Fiscal Year 2024 Year-to-Date
Actual Service Expenditures		\$712,330		\$3,807,984
Estimated Service Expenditures		\$669,170		\$4,015,020
Variance From Estimate	OVER	\$43,160	UNDER	(\$207,036)
Variance From Estimate	OVER	6.45%	UNDER	-5.16%
Actual Prior Year		\$657,183		\$2,774,596
Total Fiscal Year 2024 Estimate				\$8,030,035
Percent Of Total Estimate Spent				47.42%
Percent Of Budget Year Completed			6 month(s)	50.00%

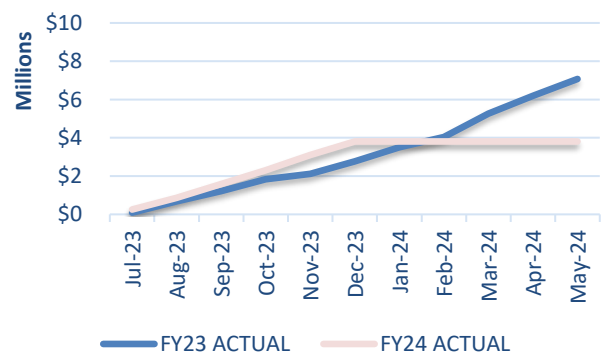
**DESCRIPTION:** This category consists of contract services, utilities, lease purchase costs, repairs, etc.

**COMMENTS:** FYTD expenditures are trending lower than the forecast. Invoices for purchased services typically occur during specific times of the year, but are generally unpredictable. We have spent more currently than we did at the same time last year, so we have increased the forecast projection accordingly.

**Total Purchased Services - Budget  
vs. Actual**



**Total Purchased Services - FY23  
vs. FY24**



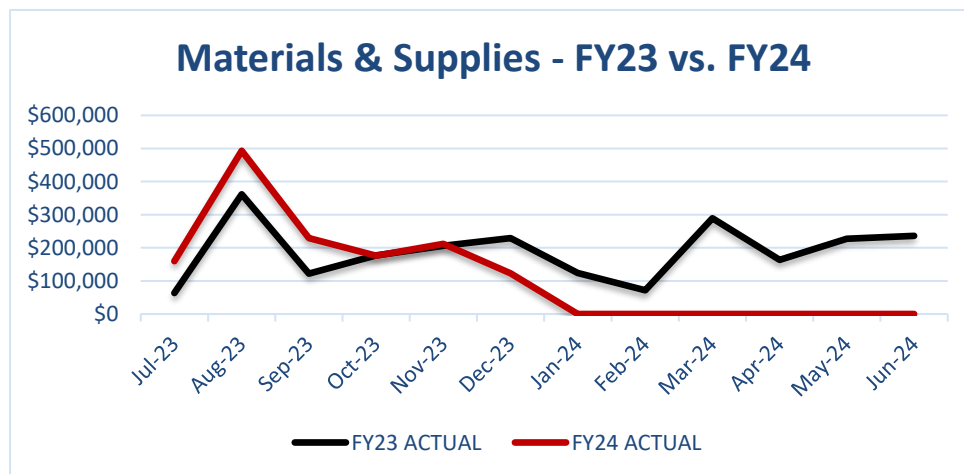
## COMPARISON OF SUPPLIES & MATERIAL EXPENDITURES

December 31, 2023

		Monthly		Fiscal Year 2024 Year-to-Date
Actual Material Expenditures		\$122,944		\$1,392,977
Estimated Material Expenditures		\$274,548		\$1,647,288
Variance From Estimate	UNDER	(\$151,604)	UNDER	(\$254,311)
Variance From Estimate	UNDER	-55.22%	UNDER	-15.44%
Actual Prior Year		\$228,906		\$1,158,669
Total Fiscal Year 2024 Estimate				\$3,294,582
Percent Of Total Estimate Spent				42.28%
Percent Of Budget Year Completed			6 month(s)	50.00%

**DESCRIPTION:** This category consists of office supplies and instructional supplies.

**COMMENTS:** FYTD expenditures are trending less than the forecast. Overall, spend for materials & supplies is higher than it was at this time last year. We have added the legislative change for gifted funding, as well as an add for district-wide curriculum to our estimates for this fiscal year.



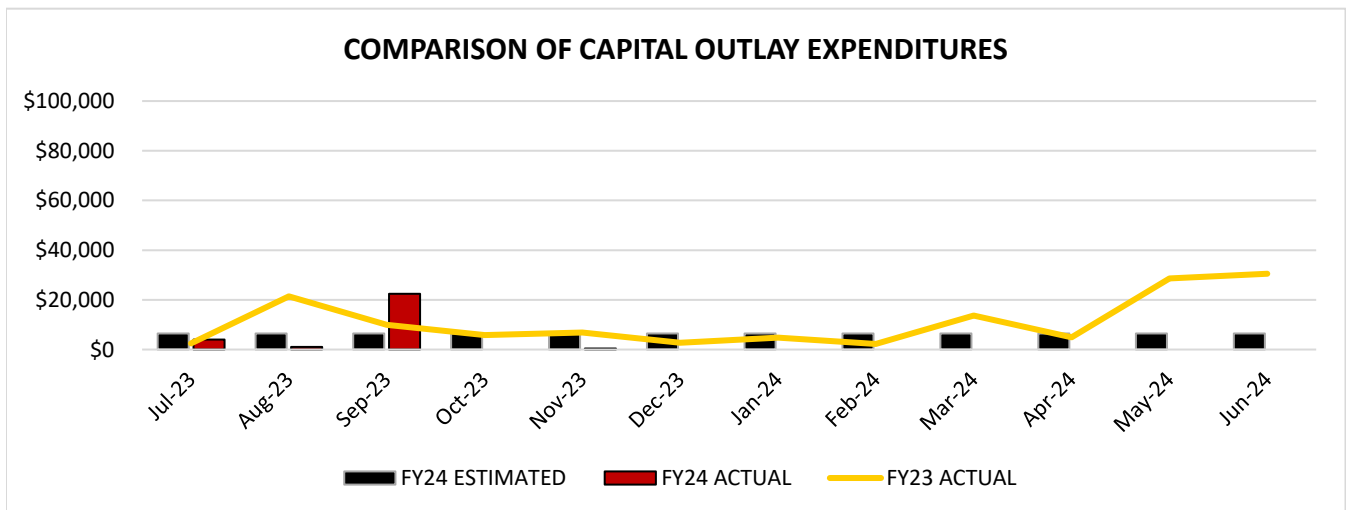
## COMPARISON OF EQUIPMENT & CAPITAL EXPENDITURES

December 31, 2023

		Monthly		Fiscal Year 2024 Year-to-Date
Actual Equipment Expenditures		\$0		\$27,885
Estimated Equipment Expenditures		\$6,444		\$38,664
Variance From Estimate	UNDER	(\$6,444)	UNDER	(\$10,779)
Variance From Estimate	UNDER	-100.00%	UNDER	-27.88%
Actual Prior Year		\$2,714		\$49,159
Total Fiscal Year 2024 Estimate				\$77,332
Percent Of Total Estimate Spent				36.06%
Percent Of Budget Year Completed		6 month(s)		50.00%

**DESCRIPTION:** This category consists of new and replacement equipment, and capital outlay.

**COMMENTS:** FYTD expenditures are trending less than the forecast. Capital expenditures are dependent upon need, so costs tend to be inconsistent throughout the year.



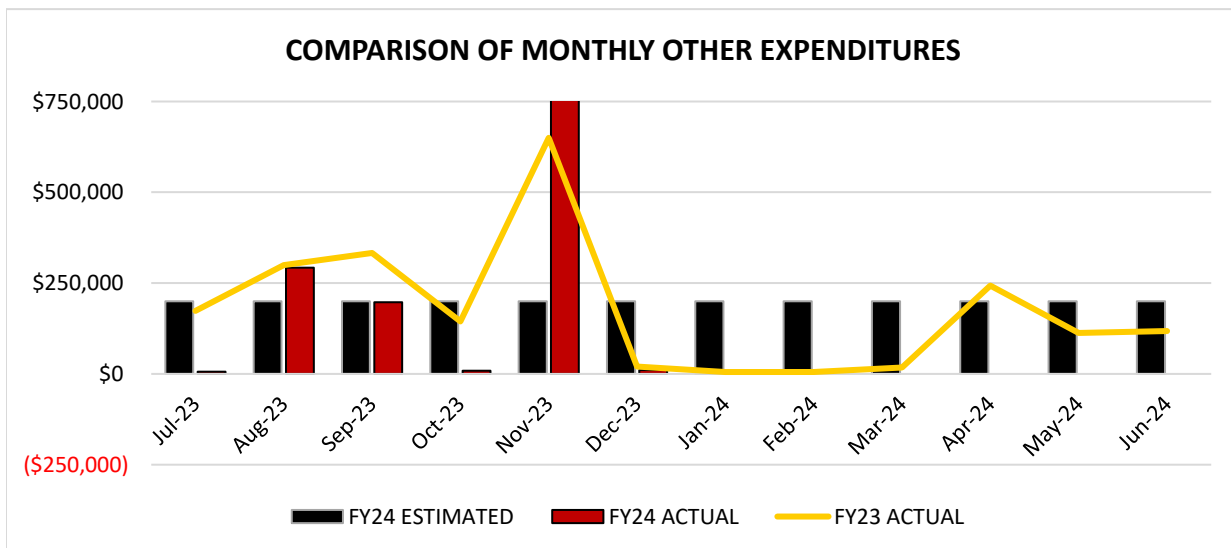
## COMPARISON OF ALL OTHER EXPENDITURES

December 31, 2023

		Monthly		Fiscal Year 2024 Year-to-Date
Actual Other Expenditures		\$10,723		\$1,390,331
Estimated Other Expenditures		\$199,780		\$1,198,680
Variance From Estimate	UNDER	(\$189,057)	OVER	\$191,651
Variance From Estimate	UNDER	-94.63%	OVER	15.99%
Actual Prior Year		\$19,827		\$1,620,946
Total Fiscal Year 2024 Estimate				\$2,397,362
Percent Of Total Estimate Spent				57.99%
Percent Of Budget Year Completed		6 month(s)		50.00%

**DESCRIPTION:** This category consists of advances, transfers, contingencies, auditor/treasurer fees, county board deductions, etc.

**COMMENTS:** FYTD expenditures are more than anticipated. This category is volatile, highly dependent upon time of the year. We will continue to monitor.





## **SECTION II**

### Fiscal Policy



# LEBANON CITY SCHOOL DISTRICT

## Fiscal Policy



### 1. Structurally Balanced Budget

The annual Operating Budget will be structurally balanced throughout the budget process. Recurring revenues will equal or exceed recurring expenditures in both the proposed and adopted Operating Budgets. If a structural imbalance occurs, a plan will be developed by the Superintendent and Treasurer to bring the budget back into structural balance.

### 2. Report on How the Budget Is Balanced

The District Superintendent and Treasurer shall report to the Board on how the budget is balanced with a concise narrative, and if the budget is not in balance, the Superintendent and Treasurer will clearly delineate why and present a plan of options for corrective action within 90 days of the initial report.

### 3. General Fund Balance

The District shall maintain a General Fund Balance as follows:

- An unencumbered operating reserve equivalent to 10% (36.5 days of operating cash) or more of the General Fund's annual expenditure budget at fiscal year-end.
- The District will also only expend up to 100% of the District's annual available resources minus the prior year's reserve without board approval until an unencumbered operating reserve of 20% is met.

### 4. Use of One-Time Resources

Once the General Fund budget is brought into structural balance, one-time resources such as proceeds from asset sales, debt refinancing, one-time grants, revenue windfalls, budget savings, and similar non-recurring revenues shall not be used for current or new operating expenses. Appropriate uses of one-time resources include establishing and rebuilding emergency and operating reserves, early retirement of debt, capital expenditures and other non-recurring expenditures.

### 5. Accounting and Financial Reporting

The District will conform to generally accepted accounting principles as promulgated by Government Account Standards Board (GASB) and the Government Finance Officers Association (GFOA). Reporting will include the following:

- Interim Financial Reports: The Treasurer will prepare monthly financial reports for the Board of Education that analyze and evaluate the District's financial performance based upon the District's spending plan which is a month by month breakdown of anticipated revenues and expenditures for the entire fiscal year.
- Red Flag Exceptions: The Treasurer shall advise the Board of Education of significant negative or positive financial information as soon as he or she becomes aware of it and assesses the impact of the financial information on the District's financial situation.

## **6. Grants**

District Staff will identify, apply for and effectively administer federal, state, local and other grants, which address the District's priorities and policy objectives and provide a positive cost benefit to the District, as determined by the Superintendent or his/her designee.

## **7. Financial Planning**

The District shall develop a long-range financial plan that forecasts General Fund expenditures and revenues, which will include three years of history and five years of projections. The long-range financial plan will be updated and filed with the State of Ohio before every May 31st and October 31st. As part of the budget process, the Treasurer will advise the Board of potential long-range positive and negative trends along with an executive summary of those trends. The long-range financial plan should include an analysis of such factors as:

- State Revenue and Expenditure Impacts
- Legislative Issues Passed and Pending
- Real Estate Development - Commercial and Residential
- Demographic Changes Effecting Student Population
- And Other Indicators Affecting Funding and Expenditures

## **8. General Obligation Debt Limits**

In keeping with the policy of fiscal responsibility, the District will stay within the General Assemblies debt limitations of nine percent of its tax valuation, except where allowed by law.

## **9. Policy Annual Review**

Each fiscal year, the District's Community Audit Advisory Committee (CAAC) will review/revise this policy and make recommendations to the Board of Education for adoption.

## **SECTION III**

Cash Summary Report (all funds)  
Disbursement Summary Report  
Lebanon CSD Bank Reconciliation Report  
Lebanon CSD Payroll Reconciliation Report  
Lebanon CSD Investment Report  
Lebanon CSD Interest Earnings Report



## LEBANON CITY SCHOOL DISTRICT

## Cash Summary Report

Full Account Code	Description	Initial Cash	MTD Received	FYTD Received	MTD Expended	FYTD Expended	Fund Balance	Encumbrance	Unencumbered Balance
001-0000	General Fund	\$ 26,220,438.33	\$ 1,830,968.83	\$ 31,500,084.99	\$ 5,400,954.74	\$ 33,487,483.88	\$ 24,233,039.44	\$ 2,413,628.83	\$ 21,819,410.61
002-0000	Bond Retirement Fund	9,421,830.08	665.78	2,182,664.19	0.00	3,874,509.90	7,729,984.37	0.00	7,729,984.37
003-9008	Lebanon Athletic Facilities Improvements	2,594,312.96	4,391.02	546,065.28	58,540.00	707,280.00	2,433,098.24	2,306,007.49	127,090.75
003-9099	Capital Projects Fund	3,743,172.58	2,597.06	690,144.43	82,694.08	1,885,997.77	2,547,319.24	1,566,350.83	980,968.41
004-9000	Building Fund	45,248.18	82.31	362.94	0.00	0.00	45,611.12	0.00	45,611.12
004-9001	Energy Conservation Fund	9,994.32	0.00	0.00	0.00	0.00	9,994.32	0.00	9,994.32
004-9002	2013 Building Fund LFI	324,393.01	0.00	0.00	0.00	0.00	324,393.01	34,572.16	289,820.85
004-9003	Building Fund/LFI Interest	(5,197.71)	0.00	0.00	0.00	0.00	(5,197.71)	40,956.31	(46,154.02)
006-0000	Cafeteria Fund	881,710.19	281,029.02	811,802.74	164,029.38	922,199.52	771,313.41	246,582.97	524,730.44
007-9003	Lebanon CSD Administration Scholarship Fund	1,389.82	47.46	274.80	0.00	0.00	1,664.62	0.00	1,664.62
007-9006	Dennis Barr Jeffery Memorial Scholarship Fund	306.62	10.47	60.63	0.00	0.00	367.25	0.00	367.25
007-9007	Audrey Aileen Kite Scholarship Fund	135,608.39	0.00	0.00	0.00	0.00	135,608.39	0.00	135,608.39
007-9009	Jarod Bennett Memorial Fund	576.01	19.66	113.59	0.00	0.00	689.60	0.00	689.60
007-9013	Donald L. Palmer Scholarship Fund	8,446.54	288.42	1,670.16	0.00	0.00	10,116.70	0.00	10,116.70
007-9017	Diversity and Achievement Scholarship	527.17	18.00	104.24	0.00	0.00	631.41	0.00	631.41
007-9019	Gloria Taylor Memorial Scholarship	12,346.28	421.57	2,441.23	0.00	0.00	14,787.51	0.00	14,787.51
007-9020	Misc. Scholarships	1,000.00	0.00	0.00	0.00	0.00	1,000.00	0.00	1,000.00
007-9100	Molly McCool Memorial Scholarship Fund	229.52	7.84	45.39	0.00	0.00	274.91	0.00	274.91
007-9101	Rosalee Satchell/Domino's Pizza Scholar. Fund	7,485.46	0.00	0.00	0.00	0.00	7,485.46	0.00	7,485.46
008-0000	Louisa Jurey Wright Scholarship Fund	15,278.74	74.01	428.57	0.00	0.00	15,707.31	0.00	15,707.31
008-9001	Michael Rourke Scholarship Fund	3,494.97	16.93	98.03	0.00	0.00	3,593.00	0.00	3,593.00
008-9002	Friends of Academics Scholarship Fund	100,900.71	488.79	2,830.27	0.00	0.00	103,730.98	0.00	103,730.98
008-9004	Ron LeFeber Memorial Scholarship Fund	6,663.65	32.28	186.91	0.00	0.00	6,850.56	0.00	6,850.56
009-9004	LJHS USS Fund	5,313.08	1,048.15	41,968.76	0.00	17,307.79	29,974.05	2,791.13	27,182.92
009-9005	LHS USS Fund	208,691.20	6,936.30	211,567.54	2,490.13	160,302.62	259,956.12	113,376.04	146,580.08
009-9006	Bowman USS Fund	130.64	340.50	41,564.00	1,019.98	38,361.89	3,332.75	192.14	3,140.61
009-9007	Berry USS Fund	2,225.37	540.00	26,424.00	4,409.66	23,115.29	5,534.08	5,114.25	419.83
009-9008	Donovan USS Fund	12,058.28	486.00	27,180.25	195.44	20,092.40	19,146.13	1,084.53	18,061.60
009-9009	Art USS Fund	0.00	884.42	19,965.56	288.80	14,838.74	5,126.82	149.18	4,977.64
009-9010	Math Grades 6-8 USS	0.00	372.75	16,507.50	0.00	94,922.40	(78,414.90)	0.00	(78,414.90)
009-9011	Virtual Learning Supplies	7,393.10	0.00	0.00	0.00	0.00	7,393.10	0.00	7,393.10
010-9000	Classroom Facilities Project State Share	(421,796.98)	0.00	0.00	0.00	19,841.36	(441,638.34)	334,672.84	(776,311.18)

## LEBANON CITY SCHOOL DISTRICT

## Cash Summary Report

Full Account Code	Description	Initial Cash	MTD Received	FYTD Received	MTD Expended	FYTD Expended	Fund Balance	Encumbrance	Unencumbered Balance
010-9001	Classroom Facilities Project Local Share	\$ (57,509.28)	\$ 0.00	\$ 0.00	\$ 0.00	\$ 6,946.64	\$ (64,455.92)	\$ 185,290.46	\$ (249,746.38)
010-9900	Classroom Facilities State Share/Interest	332,522.22	0.00	0.00	0.00	0.00	332,522.22	0.00	332,522.22
010-9901	Classroom Facilities Local Share/Interest	984,212.46	14,696.70	479,170.98	0.00	0.00	1,463,383.44	0.00	1,463,383.44
018-9000	LJHS Neediest Kids of All	514.94	0.00	400.00	0.00	0.00	914.94	400.00	514.94
018-9001	Bowman Neediest Kids of All	7.93	0.00	1,500.00	0.00	440.90	1,067.03	500.00	567.03
018-9002	LJHS Morning Market	6,473.03	44.00	430.00	0.00	210.89	6,692.14	300.00	6,392.14
018-9003	Donovan Neediest Kids of All	831.68	0.00	2,000.00	0.00	884.20	1,947.48	1,115.80	831.68
018-9005	Berry Neediest Kids of All	15.27	0.00	1,000.00	0.00	489.87	525.40	510.13	15.27
018-9007	LJHS Teachers' Lounge	1,261.67	48.83	104.59	0.00	0.00	1,366.26	0.00	1,366.26
018-9010	Transportation Dept's Lounge	279.39	45.14	94.35	0.00	0.00	373.74	0.00	373.74
018-9011	Donovan Media Center	9,264.25	0.00	6,322.39	0.00	6,341.74	9,244.90	0.00	9,244.90
018-9013	Bowman Media Center	8,544.27	138.00	8,049.24	4,131.27	5,087.42	11,506.09	1,344.60	10,161.49
018-9015	LJHS Building Fund	18,411.85	0.00	8,086.35	730.00	14,972.97	11,525.23	812.50	10,712.73
018-9016	Camp Joy (Berry)	11,488.75	0.00	0.00	0.00	0.00	11,488.75	0.00	11,488.75
018-9019	Donovan Building Fund	5,988.71	21.69	5,414.68	827.53	17,063.09	(5,659.70)	2,658.87	(8,318.57)
018-9021	Bowman Building Fund - Student	26,641.73	1,200.00	7,186.23	641.51	10,128.81	23,699.15	23,207.87	491.28
018-9023	Berry Building Fund	9,258.99	37.23	548.93	833.19	6,584.70	3,223.22	5,844.54	(2,621.32)
018-9024	LHS Building Fund	9,268.81	50.00	5,918.17	3,455.67	6,705.17	8,481.81	4,287.55	4,194.26
018-9025	LHS Bridges	293.19	0.00	2,950.00	826.28	1,159.08	2,084.11	82.48	2,001.63
018-9027	LJHS Media Center	2,011.76	0.00	0.00	0.00	0.58	2,011.18	0.00	2,011.18
018-9028	Berry Media Center	2,575.23	0.00	3,920.89	0.00	3,349.89	3,146.23	2,809.11	337.12
018-9029	Ticket Sales Fund	6.48	0.00	7,100.00	0.00	7,106.48	0.00	1,000.00	(1,000.00)
018-9030	Bowman Building Fund - Administration	0.00	0.00	0.00	63.94	247.81	(247.81)	1,220.02	(1,467.83)
018-9031	LJHS - Washington DC Trip	0.00	160.00	7,011.47	0.00	0.00	7,011.47	0.00	7,011.47
018-9032	LJHS - Red Ticket Program	2,000.00	0.00	378.24	0.00	652.93	1,725.31	597.07	1,128.24
019-9002	Making Middle Schools Work Grant	315.00	0.00	0.00	0.00	0.00	315.00	0.00	315.00
019-9003	Greater Cincy Foundation Grant Learning Links	5.06	0.00	0.00	0.00	0.00	5.06	0.00	5.06
019-9005	Greater Cincy Foundation Grant Learning Links	12.18	0.00	0.00	0.00	0.00	12.18	0.00	12.18
019-9006	Warren County Board of Dev Disabilites Grant	4,739.92	25,000.00	50,000.00	5,223.27	26,116.35	28,623.57	0.00	28,623.57
019-9008	Donovan Economics Program Fund	107.24	0.00	0.00	0.00	0.00	107.24	0.00	107.24
019-9013	Marth Holden Jennings Grant - McAndrews	4,811.25	0.00	0.00	0.00	0.00	4,811.25	0.00	4,811.25
019-9014	Morning Movers Grant	73.33	0.00	0.00	0.00	0.00	73.33	0.00	73.33
019-9016	FUSE Grant - Donovan	0.00	0.00	4,400.00	0.00	0.00	4,400.00	0.00	4,400.00
019-9019	Virginia Hamilton Grant	6.06	0.00	0.00	0.00	6.06	0.00	0.00	0.00

## LEBANON CITY SCHOOL DISTRICT

## Cash Summary Report

Full Account Code	Description	Initial Cash	MTD Received	FYTD Received	MTD Expended	FYTD Expended	Fund Balance	Encumbrance	Unencumbered Balance
019-9020	LEARNING LINKS GRANT - SENSORY BREAKS LHS	\$ 12.21	\$ 0.00	\$ 0.00	\$ 0.00	\$ 0.00	\$ 12.21	\$ 0.00	\$ 12.21
019-9022	Hope Squad, Suicide Prevention Grant	283.39	0.00	0.00	0.00	0.00	283.39	0.00	283.39
019-9027	High Schools That Work Mini Grant - LJHS	625.03	0.00	0.00	0.00	0.00	625.03	0.00	625.03
019-9028	Learning Links Grant - Career Tech	1,296.00	0.00	0.00	0.00	0.00	1,296.00	0.00	1,296.00
019-9029	High Schools That Work Mini Grant - LHS	1,000.00	0.00	0.00	0.00	0.00	1,000.00	0.00	1,000.00
019-9030	Mental Health Board Grant - FY24	0.00	0.00	2,200.00	0.00	0.00	2,200.00	2,200.00	0.00
022-9000	Volleyball Tournament Fund	0.00	147.00	3,992.00	69.27	3,360.71	631.29	0.00	631.29
022-9001	Boys Soccer Tournament Fund	0.00	0.00	277.00	0.00	409.33	(132.33)	0.00	(132.33)
022-9007	Football Tournament Fund	0.00	0.00	4,160.00	0.00	1,771.32	2,388.68	0.00	2,388.68
034-0000	Classroom Facilities Maintenance .5 Mill	773,746.16	1,476.58	226,491.73	32,418.00	182,052.20	818,185.69	34,225.00	783,960.69
200-9000	Junior Council on World Affairs	1,339.06	0.00	0.00	0.00	0.00	1,339.06	0.00	1,339.06
200-9001	LHS Art Club	164.94	0.00	0.00	0.00	0.00	164.94	0.00	164.94
200-9003	LHS Drama Club	11,123.49	0.00	0.00	2,540.00	2,940.00	8,183.49	250.00	7,933.49
200-9004	LHS French Club	362.22	0.00	0.00	0.00	0.00	362.22	0.00	362.22
200-9005	LHS Spanish Club	748.08	0.00	0.00	0.00	0.00	748.08	0.00	748.08
200-9006	LHS FCCLA	4,432.33	0.00	0.00	0.00	300.00	4,132.33	0.00	4,132.33
200-9007	FBLA	2,473.40	7,510.00	10,376.00	0.00	920.00	11,929.40	0.00	11,929.40
200-9008	LHS National Honor Society	3,868.45	370.00	943.00	218.99	864.80	3,946.65	227.10	3,719.55
200-9011	LHS Recording Club	1,061.89	0.00	0.00	349.05	1,000.00	61.89	0.00	61.89
200-9012	AFJROTC	8,960.67	17.50	1,480.00	0.00	2,409.61	8,031.06	5.50	8,025.56
200-9013	LJHS Student Council	9,103.38	0.00	0.00	269.98	269.98	8,833.40	0.00	8,833.40
200-9016	LHS Student Council	24,098.31	41.60	44,266.01	433.82	19,785.63	48,578.69	4,454.35	44,124.34
200-9017	LJHS Warrior Pride Yearbook	14,824.20	0.00	0.00	0.00	(339.88)	15,164.08	157.26	15,006.82
200-9025	Key Club	1,592.77	0.00	465.00	0.00	310.00	1,747.77	90.00	1,657.77
200-9027	LHS Outdoor Adventure Club	1,900.62	0.00	0.00	0.00	0.00	1,900.62	0.00	1,900.62
200-9029	LHS Yearbook	27,469.25	0.00	12,515.00	0.00	1,822.76	38,161.49	2,188.24	35,973.25
200-9030	LJHS Spear Club	1,635.87	0.00	0.00	0.00	0.00	1,635.87	350.00	1,285.87
200-9032	LHS Ecology Club	393.22	0.00	0.00	0.00	0.00	393.22	0.00	393.22
200-9033	LHS Science Olympiad Fund	(203.46)	0.00	158.92	0.00	0.00	(44.54)	0.00	(44.54)
200-9035	LJHS Drama Club	31,852.62	0.00	5,886.28	0.00	6,354.05	31,384.85	2,530.95	28,853.90
200-9037	LJHS Renaissance Academic Success	1,090.53	0.00	3.00	0.00	1,124.37	(30.84)	0.00	(30.84)
200-9038	LHS Intramurals	210.27	0.00	0.00	0.00	0.00	210.27	0.00	210.27
200-9040	Daylight Prom	1,516.77	500.00	500.00	0.00	0.00	2,016.77	0.00	2,016.77
200-9045	LJHS Science Club	536.85	0.00	0.00	0.00	0.00	536.85	0.00	536.85
200-9046	LHS Gender Sexuality Alliance (GSA)	887.10	0.00	0.00	0.00	0.00	887.10	0.00	887.10

## LEBANON CITY SCHOOL DISTRICT

## Cash Summary Report

Full Account Code	Description	Initial Cash	MTD Received	FYTD Received	MTD Expended	FYTD Expended	Fund Balance	Encumbrance	Unencumbered Balance
200-9047	LJHS Builders' Club	\$ 22.50	\$ 0.00	\$ 0.00	\$ 0.00	\$ 0.00	\$ 22.50	\$ 0.00	\$ 22.50
200-9048	LHS Class of 2022	8,531.94	0.00	0.00	0.00	8,531.94	0.00	0.00	0.00
200-9050	LJHS Pop Culture Club	247.86	0.00	0.00	0.00	0.00	247.86	0.00	247.86
200-9051	LHS Beverage Cart	752.04	0.00	0.00	0.00	338.00	414.04	0.00	414.04
200-9052	LHS Class of 2023	1,216.81	0.00	0.00	0.00	140.95	1,075.86	0.00	1,075.86
200-9054	LHS Hope Squad	1,392.10	0.00	0.00	0.00	371.70	1,020.40	0.00	1,020.40
200-9055	LJHS WarZone	912.69	0.00	706.00	0.00	1,050.39	568.30	0.00	568.30
200-9056	LHS Class of 2024	3,358.54	0.00	293.00	0.00	274.99	3,376.55	0.00	3,376.55
200-9057	LHS Class of 2025	2,424.14	0.00	2,931.00	0.00	356.51	4,998.63	143.49	4,855.14
200-9058	Berry Student Council	1,602.40	0.00	0.00	0.00	1,180.00	422.40	0.00	422.40
200-9059	LHS Class of 2026	649.20	279.40	532.42	0.00	272.56	909.06	65.00	844.06
200-9060	LHS Maroon Makers	60.00	0.00	0.00	0.00	0.00	60.00	0.00	60.00
200-9061	LHS Class of 2027	0.00	0.00	1,830.00	0.00	956.25	873.75	0.00	873.75
300-9401	Varsity Winter Guard	0.00	1,500.00	2,300.00	1,250.00	3,151.84	(851.84)	1,000.00	(1,851.84)
300-9402	Junior Varsity Winter Guard	0.00	2,850.00	2,950.00	0.00	354.59	2,595.41	300.00	2,295.41
300-9403	Intermediate Winter Guard	0.00	0.00	0.00	0.00	250.58	(250.58)	0.00	(250.58)
300-9404	LHS Drumline	127.07	5,512.50	7,775.00	0.00	700.00	7,202.07	6,413.00	789.07
300-9406	Orchestra	0.00	55.00	9,468.60	2,530.92	3,490.92	5,977.68	150.00	5,827.68
300-9500	LHS Athletic Department	102,060.31	18,670.85	248,561.29	34,629.43	230,290.88	120,330.72	79,871.63	40,459.09
300-9505	LHS Captain's Council	670.03	0.00	0.00	116.01	250.87	419.16	405.17	13.99
300-9506	Boys Club Volleyball	5,735.27	0.00	0.00	651.00	651.00	5,084.27	1,075.60	4,008.67
300-9513	Indoor Track & Field	791.00	1,430.00	1,430.00	0.00	0.00	2,221.00	1,150.00	1,071.00
300-9514	LJHS Athletic Department	0.00	2,251.22	25,589.26	1,082.88	15,427.33	10,161.93	6,563.17	3,598.76
300-9515	LJHS Athletic Concessions	855.08	0.00	0.00	0.00	0.00	855.08	0.00	855.08
300-9516	LHS Dance Team	1,458.10	0.00	439.66	0.00	145.75	1,752.01	1,704.25	47.76
300-9993	LHS Baseball Team - Historical Society	5,496.36	0.00	7,500.48	3,622.00	7,615.00	5,381.84	318.00	5,063.84
401-9022	St. Francis Auxiliary Services FY22	38,553.29	0.00	0.00	0.00	38,553.29	0.00	0.00	0.00
401-9023	St. Francis Auxiliary Services FY23	43,294.10	0.00	0.00	0.00	43,294.10	0.00	0.00	0.00
401-9024	St. Francis Auxiliary Services FY24	0.00	108.29	75,394.54	2,519.46	15,388.98	60,005.56	4,000.00	56,005.56
401-9122	Lebanon United Methodist Kindergarten FY22	11,410.81	0.00	0.00	0.00	11,410.81	0.00	0.00	0.00
401-9123	Lebanon United Methodist Kindergarten FY23	5,853.18	0.00	0.00	0.00	5,853.18	0.00	0.00	0.00
401-9124	Lebanon United Methodist Kindergarten FY24	0.00	8.52	5,154.17	69.60	432.55	4,721.62	91.20	4,630.42
401-9223	Lebanon Christian Auxiliary Services FY23	128,319.75	0.00	0.00	0.00	128,319.75	0.00	0.00	0.00
401-9224	Lebanon Christian Auxiliary Services FY24	0.00	120.93	215,008.76	45,290.26	148,003.23	67,005.53	2,586.89	64,418.64
451-9022	FY 22 Connectivity Grant	4,500.00	0.00	0.00	0.00	0.00	4,500.00	0.00	4,500.00



## LEBANON CITY SCHOOL DISTRICT

## Cash Summary Report

Full Account Code	Description	Initial Cash	MTD Received	FYTD Received	MTD Expended	FYTD Expended	Fund Balance	Encumbrance	Unencumbered Balance
451-9023	FY 23 Network Subsidy	\$ 9,000.00	\$ 0.00	\$ 0.00	\$ 0.00	\$ 0.00	\$ 9,000.00	\$ 0.00	\$ 9,000.00
451-9024	Data Communication Fund	0.00	4,500.00	4,730.50	0.00	0.00	4,730.50	0.00	4,730.50
461-9023	Making Middle Schools Work FY23	(4,000.00)	0.00	4,000.00	0.00	0.00	0.00	0.00	0.00
461-9118	Making Middle Grades Work - Berry	115.34	0.00	0.00	0.00	0.00	115.34	0.00	115.34
467-9020	Student Wellness and Success Fund	213,125.75	0.00	0.00	6,028.34	71,710.36	141,415.39	0.00	141,415.39
499-9020	School Safety Grant	15,799.25	0.00	0.00	0.00	2,788.00	13,011.25	0.00	13,011.25
499-9023	School Safety Grant FY 23	39,811.36	0.00	0.00	0.00	27,939.36	11,872.00	11,872.00	0.00
499-9124	Parent Mentor Grant FY 24	0.00	3,537.07	8,466.16	2,886.60	10,805.47	(2,339.31)	0.00	(2,339.31)
507-9123	ESSER ARP Grant Funds (COVID) - FY23	(120,499.08)	0.00	734,814.58	0.00	614,315.50	0.00	100,000.00	(100,000.00)
507-9124	ESSER ARP Grant Funds (COVID) - FY24	0.00	0.00	0.00	68,458.85	274,155.56	(274,155.56)	0.00	(274,155.56)
507-9323	ARP Homeless Grant - FY 23	(3,473.49)	0.00	3,473.49	0.00	0.00	0.00	0.00	0.00
507-9324	ARP Homeless Grant - FY 24	0.00	1,474.65	1,474.65	0.00	1,474.65	0.00	3,000.00	(3,000.00)
516-9023	IDEA, PART B FY 23	(389,683.16)	47,853.51	599,523.45	0.00	209,840.29	0.00	0.00	0.00
516-9024	IDEA, PART B FY 24	0.00	153,187.88	381,727.79	121,363.53	464,381.90	(82,654.11)	11,281.12	(93,935.23)
516-9222	IDEA, Part B ESSER Funds	(8,010.08)	0.00	8,010.08	0.00	0.00	0.00	0.00	0.00
516-9223	IDEA, Part B ESSER Funds	(58,564.56)	0.00	69,094.08	0.00	95,985.10	(85,455.58)	0.00	(85,455.58)
551-9023	Title III, LEP FY 23	(13,191.92)	0.00	13,191.92	0.00	0.00	0.00	0.00	0.00
551-9024	Title III, LEP FY 24	0.00	1,081.14	8,292.66	720.76	8,653.04	(360.38)	0.00	(360.38)
572-9023	TITLE I FY 23	(40,540.22)	17,608.79	111,002.43	0.00	73,591.07	(3,128.86)	0.00	(3,128.86)
572-9024	TITLE I FY 24	0.00	70,460.63	203,281.76	63,654.72	255,383.10	(52,101.34)	763.49	(52,864.83)
572-9123	Expanding Opportunities Grant FY23	(12,488.89)	0.00	12,488.89	0.00	0.00	0.00	0.00	0.00
584-9023	Title IV-A Student Support & Acad. Enrich.	0.00	4,059.50	7,282.85	0.00	7,282.85	0.00	0.00	0.00
584-9024	Title IV-A Student Support & Acad. Enrich.	0.00	0.00	6,750.00	0.00	6,750.00	0.00	0.00	0.00
587-9023	IDEA, Early Childhood Education FY 23	(29,772.17)	0.00	29,772.17	0.00	0.00	0.00	0.00	0.00
587-9024	IDEA, Early Childhood Education FY 24	0.00	5,365.65	7,154.20	3,577.10	8,942.75	(1,788.55)	0.00	(1,788.55)
587-9123	ARP IDEA Early Childhood - FY23	(3,043.76)	0.00	12,792.60	0.00	13,894.34	(4,145.50)	0.00	(4,145.50)
590-9023	TITLE II-A FY 23	0.00	0.00	18,957.45	0.00	18,957.45	0.00	0.00	0.00
590-9024	TITLE II-A FY 24	0.00	18,674.45	41,509.27	0.00	15,845.38	25,663.89	0.00	25,663.89
599-9023	School Safety Grant OFCC FY23	346,564.01	0.00	0.00	25,569.00	69,765.05	276,798.96	276,798.96	0.00
599-9024	Emergency Connectivity Fund Grant	(87,807.41)	0.00	74,025.00	0.00	0.00	(13,782.41)	0.00	(13,782.41)
<b>Grand Total</b>		<b>\$ \$ 2,543,861.82</b>		<b>\$ \$ 6,151,674.44</b>		<b>\$ \$ 7,853,691.07</b>			<b>\$ 33,511,267.40</b>
		<b>45,880,645.04</b>		<b>40,009,936.61</b>		<b>44,525,623.18</b>	<b>41,364,958.47</b>		

Start Date: 12/01/2023

End Date: 12/31/2023

## LEBANON CITY SCHOOL DISTRICT

### Disbursement Summary Report

Reference Number	Check Number	Type	Date	Name	Vendor #	Status	Reconcile Date	Void Date	Amount
46332	187932	ACCOUNTS_PAYA BLE	12/6/2023	AMAZON CAPITAL SERVICES	808695	RECONCILED	12/31/2023		\$ 4,005.80
46337	187933	ACCOUNTS_PAYA BLE	12/6/2023	ARBOR SCIENTIFIC	10927	RECONCILED	12/31/2023		847.85
46373	187934	ACCOUNTS_PAYA BLE	12/6/2023	BIERKAN; MARGARET	805945	OUTSTANDING			21.16
46361	187935	ACCOUNTS_PAYA BLE	12/6/2023	BLICK ART MATERIALS	20520	RECONCILED	12/31/2023		174.00
46341	187936	ACCOUNTS_PAYA BLE	12/6/2023	BROOKS; MARGARET JO	20992	OUTSTANDING			50.80
46368	187937	ACCOUNTS_PAYA BLE	12/6/2023	CALVERT; HEIDI	801868	RECONCILED	12/31/2023		61.07
46376	187938	ACCOUNTS_PAYA BLE	12/6/2023	CAPITAL ONE	220900	RECONCILED	12/31/2023		74.45
46354	187939	ACCOUNTS_PAYA BLE	12/6/2023	CDW GOVERNMENT INC.	30015	RECONCILED	12/31/2023		224.00
46374	187940	ACCOUNTS_PAYA BLE	12/6/2023	CHRISTENSEN; LANE	809555	RECONCILED	12/31/2023		269.99
46378	187941	ACCOUNTS_PAYA BLE	12/6/2023	CINCINNATI BELL	802777	RECONCILED	12/31/2023		69.60
46338	187942	ACCOUNTS_PAYA BLE	12/6/2023	CONNER; LAURA	130074	RECONCILED	12/31/2023		43.48
46371	187943	ACCOUNTS_PAYA BLE	12/6/2023	FLINN SCIENTIFIC, INC.	60300	RECONCILED	12/31/2023		778.26
46345	187944	ACCOUNTS_PAYA BLE	12/6/2023	FLINT; AMY	808116	RECONCILED	12/31/2023		21.09
46375	187945	ACCOUNTS_PAYA BLE	12/6/2023	FOLEY, KRISTA	804186	RECONCILED	12/31/2023		173.87
46365	187946	ACCOUNTS_PAYA BLE	12/6/2023	FRANK; ANNA	806490	RECONCILED	12/31/2023		69.12
46339	187947	ACCOUNTS_PAYA BLE	12/6/2023	GALLACHER, CONNIE	803592	OUTSTANDING			18.20
46331	187948	ACCOUNTS_PAYA BLE	12/6/2023	GORDON FOOD SERVICE	70449	RECONCILED	12/31/2023		22,488.24
46370	187949	ACCOUNTS_PAYA BLE	12/6/2023	GORDON; BRET	805691	RECONCILED	12/31/2023		63.94
46369	187950	ACCOUNTS_PAYA BLE	12/6/2023	GREENE; CASEY	190500	RECONCILED	12/31/2023		43.00
46347	187951	ACCOUNTS_PAYA BLE	12/6/2023	HAHN; RACHEL	80000	RECONCILED	12/31/2023		35.72
46351	187952	ACCOUNTS_PAYA BLE	12/6/2023	HAL LEONARD CORPORATION	80055	RECONCILED	12/31/2023		230.79
46357	187953	ACCOUNTS_PAYA BLE	12/6/2023	HAMILTON COUNTY ESC	80138	RECONCILED	12/31/2023		258.00
46342	187954	ACCOUNTS_PAYA BLE	12/6/2023	HEATHER FRANKS	810054	OUTSTANDING			19.42

Start Date: 12/01/2023

End Date: 12/31/2023

## LEBANON CITY SCHOOL DISTRICT

## Disbursement Summary Report

Reference Number	Check Number	Type	Date	Name	Vendor #	Status	Reconcile Date	Void Date	Amount
46372	187955	ACCOUNTS_PAYA BLE	12/6/2023	HESTER; SARAH	807427	OUTSTANDING			\$ 24.89
46336	187956	ACCOUNTS_PAYA BLE	12/6/2023	HODGES; KRISTEN	806523	RECONCILED	12/31/2023		53.10
46349	187957	ACCOUNTS_PAYA BLE	12/6/2023	HOLTKAMP; MAGGIE	808338	RECONCILED	12/31/2023		14.86
46344	187958	ACCOUNTS_PAYA BLE	12/6/2023	INTERSTATE BILLING SERVICE INC	805667	RECONCILED	12/31/2023		959.89
46346	187959	ACCOUNTS_PAYA BLE	12/6/2023	J.W. PEPPER & SON INC.	802092	RECONCILED	12/31/2023		1,094.75
46328	187960	REFUND	12/6/2023	JANELLE KIRCHNER	810421	RECONCILED	12/31/2023		37.80
46377	187961	ACCOUNTS_PAYA BLE	12/6/2023	JENNIFER LOESCHE	810123	RECONCILED	12/31/2023		9.80
46343	187962	ACCOUNTS_PAYA BLE	12/6/2023	JESSICA CLARK	810126	RECONCILED	12/31/2023		25.20
46364	187963	ACCOUNTS_PAYA BLE	12/6/2023	KENDRICK, LORA	807395	RECONCILED	12/31/2023		198.00
46362	187964	ACCOUNTS_PAYA BLE	12/6/2023	KLETZLY; BETH	110410	RECONCILED	12/31/2023		107.55
46333	187965	ACCOUNTS_PAYA BLE	12/6/2023	KROGER CO.	110545	RECONCILED	12/31/2023		249.12
46329	187966	ACCOUNTS_PAYA BLE	12/6/2023	LEARNING A-Z	802419	RECONCILED	12/31/2023		960.00
46366	187967	ACCOUNTS_PAYA BLE	12/6/2023	MFAC LLC	129900	RECONCILED	12/31/2023		2,065.00
46348	187968	ACCOUNTS_PAYA BLE	12/6/2023	MODERN MUSIC METHODS	131485	RECONCILED	12/31/2023		831.48
46355	187969	ACCOUNTS_PAYA BLE	12/6/2023	NASSP	140283	RECONCILED	12/31/2023		218.99
46379	187970	ACCOUNTS_PAYA BLE	12/6/2023	NYE; TARA	806488	RECONCILED	12/31/2023		142.75
46335	187971	ACCOUNTS_PAYA BLE	12/6/2023	OHIO CAT	808222	RECONCILED	12/31/2023		1,148.76
46334	187972	ACCOUNTS_PAYA BLE	12/6/2023	PHILLIPS SUPPLY CO.	160320	RECONCILED	12/31/2023		2,431.90
46358	187973	ACCOUNTS_PAYA BLE	12/6/2023	PRC TECHNOLOGY GROUP LLC	807187	RECONCILED	12/31/2023		490.00
46350	187974	ACCOUNTS_PAYA BLE	12/6/2023	PRIEST; KATHLEEN	160659	RECONCILED	12/31/2023		52.03
46353	187975	ACCOUNTS_PAYA BLE	12/6/2023	RYDALCH; JANIS	180840	RECONCILED	12/31/2023		64.74
46340	187976	ACCOUNTS_PAYA BLE	12/6/2023	SCHOLASTIC INC.	802291	RECONCILED	12/31/2023		65.89
46363	187977	ACCOUNTS_PAYA BLE	12/6/2023	SHARP ELECTRONICS	807822	RECONCILED	12/31/2023		6,700.00

Start Date: 12/01/2023

End Date: 12/31/2023

## LEBANON CITY SCHOOL DISTRICT

### Disbursement Summary Report

Reference Number	Check Number	Type	Date	Name	Vendor #	Status	Reconcile Date	Void Date	Amount
				CORP.					
46352	187978	ACCOUNTS_PAYA	12/6/2023	STANTON'S	191611	RECONCILED	12/31/2023		\$ 370.23
		BLE		SHEET MUSIC					
46330	187979	ACCOUNTS_PAYA	12/6/2023	SUNRISE	807482	VOID		12/6/2023	715.16
		BLE		COOPERATIVE					
				INC.					
46360	187980	ACCOUNTS_PAYA	12/6/2023	SWOCA	21110	RECONCILED	12/31/2023		1,632.24
		BLE							
46367	187981	ACCOUNTS_PAYA	12/6/2023	TURPIN; LIBBY	611221	RECONCILED	12/31/2023		1,499.90
		BLE							
46356	187982	ACCOUNTS_PAYA	12/6/2023	U.S. BANK	50555	RECONCILED	12/31/2023		3.04
		BLE							
46359	187983	ACCOUNTS_PAYA	12/6/2023	WHITNEY;	805975	RECONCILED	12/31/2023		23.52
		BLE		RHONDA					
46382	187984	ACCOUNTS_PAYA	12/7/2023	JESSE SLUSHER	809906	RECONCILED	12/31/2023		3,150.00
		BLE							
46380	187985	ACCOUNTS_PAYA	12/7/2023	JESSICA BARNUM	810333	RECONCILED	12/31/2023		20.52
		BLE							
46381	187986	ACCOUNTS_PAYA	12/7/2023	OMEA DISTRICT	150435	OUTSTANDING			280.00
		BLE		13					
46383	187987	REFUND	12/6/2023	Lavinder; David	809253	RECONCILED	12/31/2023		12.75
46384	187988	REFUND	12/7/2023	LORELEI	810423	RECONCILED	12/31/2023		101.00
				LAFLEUR					
46387	187989	ACCOUNTS_PAYA	12/7/2023	DUKE ENERGY	30760	VOID		12/20/2023	1,166.78
		BLE							
46388	187990	ACCOUNTS_PAYA	12/1/2023	DRAGONFLY	810300	RECONCILED	12/31/2023		963.50
		BLE		ATHLETICS, LLC					
46385	187991	PAYROLL	12/5/2023	LEBANON CITY		RECONCILED	12/31/2023		1,737,938.59
				SCHOOL					
				DISTRICT					
46386	187992	PAYROLL	12/6/2023	LEBANON CITY		RECONCILED	12/31/2023		1,125.00
				SCHOOL					
				DISTRICT					
46389	187993	ACCOUNTS_PAYA	12/7/2023	SUNRISE	807482	RECONCILED	12/31/2023		339.28
		BLE		COOPERATIVE					
				INC.					
46390	187994	ACCOUNTS_PAYA	12/5/2023	LCSD	901041	RECONCILED	12/31/2023		23,606.00
		BLE		PAYROLL/MEDICA					
				RE					
46391	187995	ACCOUNTS_PAYA	12/5/2023	STATE TEACHERS	901022	RECONCILED	12/31/2023		14,253.93
		BLE		RETIREMENT SYS					
46392	187996	ACCOUNTS_PAYA	12/5/2023	SCHOOL	901030	RECONCILED	12/31/2023		2,112.57
		BLE		EMPLOYEES					
				RETIREMENT					
46393	187997	ACCOUNTS_PAYA	12/8/2023	SCHOOL	901030	RECONCILED	12/31/2023		62,813.00
		BLE		EMPLOYEES					
				RETIREMENT					
46394	187998	ACCOUNTS_PAYA	12/8/2023	STATE TEACHERS	901022	RECONCILED	12/31/2023		193,528.00

Start Date: 12/01/2023

End Date: 12/31/2023

## LEBANON CITY SCHOOL DISTRICT

### Disbursement Summary Report

Reference Number	Check Number	Type	Date	Name	Vendor #	Status	Reconcile Date	Void Date	Amount
46395	187999	BLE ACCOUNTS_PAYA	12/8/2023	RETIREMENT SYS TUITION	901090	RECONCILED	12/31/2023		\$ 23,447.66
46396	188000	BLE ACCOUNTS_PAYA	12/8/2023	LEBANON CITY SCHOOLS	901040	RECONCILED	12/31/2023		68.50
46467	188001	BLE ACCOUNTS_PAYA	12/13/2023	Ace Hardware W.C.	802545	RECONCILED	12/31/2023		37.96
46514	188002	BLE ACCOUNTS_PAYA	12/13/2023	AIRGAS USA LLC	804036	RECONCILED	12/31/2023		250.23
46406	188003	BLE ACCOUNTS_PAYA	12/13/2023	ALCOR SUPPLY COMPANY	809425	RECONCILED	12/31/2023		2,570.43
46409	188004	BLE ACCOUNTS_PAYA	12/13/2023	AMAZON CAPITAL SERVICES	808695	RECONCILED	12/31/2023		3,790.34
46500	188005	BLE ACCOUNTS_PAYA	12/13/2023	AWARDS OF EXCELLENCE	804212	OUTSTANDING			115.00
46456	188006	BLE ACCOUNTS_PAYA	12/13/2023	BEAU ORSI	810434	RECONCILED	12/31/2023		180.00
46440	188007	BLE ACCOUNTS_PAYA	12/13/2023	BECKMAN ENVIRONMENTA L	20330	RECONCILED	12/31/2023		133.10
46513	188008	BLE ACCOUNTS_PAYA	12/13/2023	BERGER, JOHN	805537	RECONCILED	12/31/2023		240.00
46430	188009	BLE ACCOUNTS_PAYA	12/13/2023	BEST DRIVE LLC	807700	RECONCILED	12/31/2023		2,248.78
46439	188010	BLE ACCOUNTS_PAYA	12/13/2023	BLICK ART MATERIALS	20520	RECONCILED	12/31/2023		288.80
46484	188011	BLE ACCOUNTS_PAYA	12/13/2023	BRICKER GRAYDON LLP	810148	RECONCILED	12/31/2023		535.50
46462	188012	BLE ACCOUNTS_PAYA	12/13/2023	BSN SPORTS , LLC	20920	RECONCILED	12/31/2023		5,664.90
46423	188013	BLE ACCOUNTS_PAYA	12/13/2023	Buchert; Jamie	808958	RECONCILED	12/31/2023		35.57
46520	188014	BLE ACCOUNTS_PAYA	12/13/2023	BUSKIRK; ROBYN	610032	RECONCILED	12/31/2023		98.93
46499	188015	BLE ACCOUNTS_PAYA	12/13/2023	BUTLER CO. ESC	804648	RECONCILED	12/31/2023		23,600.48
46519	188016	BLE ACCOUNTS_PAYA	12/13/2023	C.C. IMEX	810403	RECONCILED	12/31/2023		1,541.00
46416	188017	BLE ACCOUNTS_PAYA	12/13/2023	CAPITAL ONE	220900	RECONCILED	12/31/2023		968.73
46460	188018	BLE ACCOUNTS_PAYA	12/13/2023	CASEY LEE	810433	RECONCILED	12/31/2023		120.00
46410	188019	BLE ACCOUNTS_PAYA	12/13/2023	CDW GOVERNMENT INC.	30015	RECONCILED	12/31/2023		2,198.60
46449	188020	BLE ACCOUNTS_PAYA	12/13/2023	CHELTENHAM HIGH SCHOOL	810377	OUTSTANDING			750.00

Start Date: 12/01/2023

End Date: 12/31/2023

## LEBANON CITY SCHOOL DISTRICT

## Disbursement Summary Report

Reference Number	Check Number	Type	Date	Name	Vendor #	Status	Reconcile Date	Void Date	Amount
46527	188021	ACCOUNTS_PAYA BLE	12/13/2023	BPA CHELTENHAM HIGH SCHOOL	810377	OUTSTANDING			\$ 500.00
46464	188022	ACCOUNTS_PAYA BLE	12/13/2023	BPA CINCINNATI CENTER FOR AUTISM	808734	RECONCILED	12/31/2023		16,609.10
46444	188023	ACCOUNTS_PAYA BLE	12/13/2023	CINTAS	30810	RECONCILED	12/31/2023		228.74
46458	188024	ACCOUNTS_PAYA BLE	12/13/2023	CLARY SIGNS	30926	RECONCILED	12/31/2023		363.66
46398	188025	ACCOUNTS_PAYA BLE	12/13/2023	COCA COLA BOTTLING CO.	807475	RECONCILED	12/31/2023		1,651.10
46446	188026	ACCOUNTS_PAYA BLE	12/13/2023	COLONIAL OIL INDUSTRIES, INC.	809583	RECONCILED	12/31/2023		21,786.09
46490	188027	ACCOUNTS_PAYA BLE	12/13/2023	CORBITT GRAPHICS LLC	809124	RECONCILED	12/31/2023		4,596.00
46486	188028	ACCOUNTS_PAYA BLE	12/13/2023	CP-DBS, LLC	810145	RECONCILED	12/31/2023		910.00
46422	188029	ACCOUNTS_PAYA BLE	12/13/2023	CRISENBERY SIDING & CONT.	804893	RECONCILED	12/31/2023		325.00
46491	188030	ACCOUNTS_PAYA BLE	12/13/2023	CROOKS; CASSIDY	809829	RECONCILED	12/31/2023		80.52
46502	188031	ACCOUNTS_PAYA BLE	12/13/2023	CULLIGAN OF FAIRBORN	31760	RECONCILED	12/31/2023		573.00
46399	188032	ACCOUNTS_PAYA BLE	12/13/2023	CUMMINS, MELINDA	807424	RECONCILED	12/31/2023		471.19
46412	188033	ACCOUNTS_PAYA BLE	12/13/2023	DALTON; BRIAN	40055	RECONCILED	12/31/2023		5.84
46470	188034	ACCOUNTS_PAYA BLE	12/13/2023	Daniel; Tiffany	802133	OUTSTANDING			425.27
46503	188035	ACCOUNTS_PAYA BLE	12/13/2023	DENNIS FLEMING	810429	RECONCILED	12/31/2023		120.00
46407	188036	ACCOUNTS_PAYA BLE	12/13/2023	DOUGAN, KELLY	806653	OUTSTANDING			270.00
46428	188037	ACCOUNTS_PAYA BLE	12/13/2023	DUKE ENERGY	30760	RECONCILED	12/31/2023		1,991.07
46492	188038	ACCOUNTS_PAYA BLE	12/13/2023	ENNIS BRITTON CO, LPA	50660	RECONCILED	12/31/2023		2,857.25
46471	188039	ACCOUNTS_PAYA BLE	12/13/2023	GARRETT MITCHELL	810431	RECONCILED	12/31/2023		120.00
46453	188040	ACCOUNTS_PAYA BLE	12/13/2023	GIBSON; CHERIE	806928	RECONCILED	12/31/2023		113.88
46498	188041	ACCOUNTS_PAYA BLE	12/13/2023	GOODWIN, KYLE	807744	RECONCILED	12/31/2023		90.00
46401	188042	ACCOUNTS_PAYA BLE	12/13/2023	GORDON FOOD SERVICE	70449	RECONCILED	12/31/2023		17,498.63

Start Date: 12/01/2023

End Date: 12/31/2023

## LEBANON CITY SCHOOL DISTRICT

### Disbursement Summary Report

Reference Number	Check Number	Type	Date	Name	Vendor #	Status	Reconcile Date	Void Date	Amount
46473	188043	ACCOUNTS_PAYA BLE	12/13/2023	GRAINGER	804685	RECONCILED	12/31/2023		\$ 637.03
46489	188044	ACCOUNTS_PAYA BLE	12/13/2023	GRALER; MARK	70530	RECONCILED	12/31/2023		152.16
46501	188045	ACCOUNTS_PAYA BLE	12/13/2023	GURR, JOANNE	803080	RECONCILED	12/31/2023		150.00
46448	188046	ACCOUNTS_PAYA BLE	12/13/2023	HALE; CLAIRE	806984	RECONCILED	12/31/2023		53.65
46429	188047	ACCOUNTS_PAYA BLE	12/13/2023	HAMILTON CITY SCHOOL DISTRICT	806123	RECONCILED	12/31/2023		195.00
46403	188048	ACCOUNTS_PAYA BLE	12/13/2023	HAUER MUSIC	807434	RECONCILED	12/31/2023		103.00
46411	188049	ACCOUNTS_PAYA BLE	12/13/2023	HERSHEY CREAMERY COMPANY	804945	RECONCILED	12/31/2023		1,775.04
46516	188050	ACCOUNTS_PAYA BLE	12/13/2023	HOBART SERVICE	80813	RECONCILED	12/31/2023		437.00
46482	188051	ACCOUNTS_PAYA BLE	12/13/2023	HOBY REGISTRATION	801848	RECONCILED	12/31/2023		700.00
46408	188052	ACCOUNTS_PAYA BLE	12/13/2023	HOME DEPOT CREDIT SERVICES	80907	RECONCILED	12/31/2023		277.18
46433	188053	ACCOUNTS_PAYA BLE	12/13/2023	INTERSTATE BILLING SERVICE INC	805667	RECONCILED	12/31/2023		454.58
46504	188054	ACCOUNTS_PAYA BLE	12/13/2023	JENIFER MOORHEAD	810334	RECONCILED	12/31/2023		16.72
46494	188055	ACCOUNTS_PAYA BLE	12/13/2023	K.E. ROSE COMPANY	805944	RECONCILED	12/31/2023		7,500.00
46414	188056	ACCOUNTS_PAYA BLE	12/13/2023	KEY BEHAVIOR SERVICES LLC	809982	RECONCILED	12/31/2023		5,271.71
46479	188057	ACCOUNTS_PAYA BLE	12/13/2023	KING; CAELAN	809949	RECONCILED	12/31/2023		140.76
46483	188058	ACCOUNTS_PAYA BLE	12/13/2023	KLETZLY; BETH	110410	RECONCILED	12/31/2023		70.20
46435	188059	ACCOUNTS_PAYA BLE	12/13/2023	KLOSTERMAN BAKING COMPANY	803558	RECONCILED	12/31/2023		990.55
46481	188060	ACCOUNTS_PAYA BLE	12/13/2023	KOCH REFRIGERATION CO.	110442	RECONCILED	12/31/2023		426.64
46417	188061	ACCOUNTS_PAYA BLE	12/13/2023	KOI AUTO PARTS	120430	RECONCILED	12/31/2023		491.71
46517	188062	ACCOUNTS_PAYA BLE	12/13/2023	KONE INC.	160960	RECONCILED	12/31/2023		1,493.88
46419	188063	ACCOUNTS_PAYA BLE	12/13/2023	KROGER CO.	110545	RECONCILED	12/31/2023		767.49

Start Date: 12/01/2023

End Date: 12/31/2023

## LEBANON CITY SCHOOL DISTRICT

## Disbursement Summary Report

Reference Number	Check Number	Type	Date	Name	Vendor #	Status	Reconcile Date	Void Date	Amount
46432	188064	ACCOUNTS_PAYA BLE	12/13/2023	LAMINATING USA LLC	802402	OUTSTANDING			\$ 559.84
46451	188065	ACCOUNTS_PAYA BLE	12/13/2023	LAURICELLA- FRANKLIN; JOAN	60470	OUTSTANDING			64.75
46487	188066	ACCOUNTS_PAYA BLE	12/13/2023	LEBANON LAROSA'S	120178	RECONCILED	12/31/2023		246.50
46469	188067	ACCOUNTS_PAYA BLE	12/13/2023	Lebanon's Christmas for Tots	804458	RECONCILED	12/31/2023		115.00
46424	188068	ACCOUNTS_PAYA BLE	12/13/2023	LHS AFTER-PROM COMMITTEE	802013	RECONCILED	12/31/2023		306.00
46478	188069	ACCOUNTS_PAYA BLE	12/13/2023	LOWE'S	121095	RECONCILED	12/31/2023		17.05
46442	188070	ACCOUNTS_PAYA BLE	12/13/2023	LPM ELECTRIC INC	810375	OUTSTANDING			58,500.00
46400	188071	ACCOUNTS_PAYA BLE	12/13/2023	LUKE'S SEWING CENTER	810010	RECONCILED	12/31/2023		1,500.00
46524	188072	ACCOUNTS_PAYA BLE	12/13/2023	LUKE'S SEWING CENTER	810010	RECONCILED	12/31/2023		157.75
46421	188073	ACCOUNTS_PAYA BLE	12/13/2023	MCHALE, ERYN	807451	RECONCILED	12/31/2023		38.14
46461	188074	ACCOUNTS_PAYA BLE	12/13/2023	MEL'S AUTO GLASS, INC	810173	OUTSTANDING			375.00
46507	188075	ACCOUNTS_PAYA BLE	12/13/2023	MIAMI VALLEY POWER EQUIPMENT	808823	RECONCILED	12/31/2023		29.66
46475	188076	ACCOUNTS_PAYA BLE	12/13/2023	MOBILCOMM INC.	131456	RECONCILED	12/31/2023		250.90
46466	188077	ACCOUNTS_PAYA BLE	12/13/2023	MODERN OFFICE METHODS	131480	RECONCILED	12/31/2023		444.00
46452	188078	ACCOUNTS_PAYA BLE	12/13/2023	MONTGOMERY COUNTY	131520	RECONCILED	12/31/2023		7,807.00
46474	188079	ACCOUNTS_PAYA BLE	12/13/2023	MUSIC THEATRE INTERNATIONAL	131725	RECONCILED	12/31/2023		2,540.00
46443	188080	ACCOUNTS_PAYA BLE	12/13/2023	NCS PEARSON INC.	801930	RECONCILED	12/31/2023		2,322.00
46437	188081	ACCOUNTS_PAYA BLE	12/13/2023	NEOLA; INC.	802173	RECONCILED	12/31/2023		1,475.00
46431	188082	ACCOUNTS_PAYA BLE	12/13/2023	O'REILLY AUTO PARTS	808521	RECONCILED	12/31/2023		26.68
46480	188083	ACCOUNTS_PAYA BLE	12/13/2023	OFFICE 360	810289	RECONCILED	12/31/2023		70.38
46488	188084	ACCOUNTS_PAYA BLE	12/13/2023	OHIO CAT	808222	RECONCILED	12/31/2023		39.68
46447	188085	ACCOUNTS_PAYA BLE	12/13/2023	OHIO SCHOLAR TRANSPORT	809952	RECONCILED	12/31/2023		48,262.25
46413	188086	ACCOUNTS_PAYA BLE	12/13/2023	OSBA	610088	RECONCILED	12/31/2023		2,400.00
46493	188087	ACCOUNTS_PAYA	12/13/2023	PASCO	160095	RECONCILED	12/31/2023		69.00



Start Date: 12/01/2023

End Date: 12/31/2023

## LEBANON CITY SCHOOL DISTRICT

## Disbursement Summary Report

Reference Number	Check Number	Type	Date	Name	Vendor #	Status	Reconcile Date	Void Date	Amount
		BLE		SCIENTIFIC					
46418	188088	ACCOUNTS_PAYA	12/13/2023	PHILLIPS SUPPLY	160320	RECONCILED	12/31/2023		\$ 6,344.42
		BLE		CO.					
46497	188089	ACCOUNTS_PAYA	12/13/2023	PLATTENBURG &	160449	RECONCILED	12/31/2023		1,200.00
		BLE		ASSOCIATES INC.					
46457	188090	ACCOUNTS_PAYA	12/13/2023	POWER OF THE	160560	RECONCILED	12/31/2023		450.00
		BLE		PEN					
46525	188091	ACCOUNTS_PAYA	12/13/2023	QBS LLC	808908	RECONCILED	12/31/2023		2,000.00
		BLE							
46402	188092	ACCOUNTS_PAYA	12/13/2023	REITER DAIRY	809091	RECONCILED	12/31/2023		3,941.11
		BLE							
46472	188093	ACCOUNTS_PAYA	12/13/2023	ROBERTSON,	807882	OUTSTANDING			74.08
		BLE		LORI					
46455	188094	ACCOUNTS_PAYA	12/13/2023	RUMPKE OF	804873	RECONCILED	12/31/2023		6,019.18
		BLE		OHIO INC.					
46526	188095	ACCOUNTS_PAYA	12/13/2023	RUMPKE OF	804873	RECONCILED	12/31/2023		646.00
		BLE		OHIO INC.					
46405	188096	ACCOUNTS_PAYA	12/13/2023	SAFETY-KLEEN	804198	RECONCILED	12/31/2023		402.02
		BLE		SYSTEMS INC.					
46425	188097	ACCOUNTS_PAYA	12/13/2023	SCHOLASTIC	190310	RECONCILED	12/31/2023		59.98
		BLE		BOOK CLUBS					
46438	188098	ACCOUNTS_PAYA	12/13/2023	SCHOLASTIC	190292	RECONCILED	12/31/2023		4,131.27
		BLE		BOOK FAIRS, INC.					
46496	188099	ACCOUNTS_PAYA	12/13/2023	SCHOLASTIC INC.	190290	RECONCILED	12/31/2023		699.65
		BLE							
46506	188100	ACCOUNTS_PAYA	12/13/2023	SCHOOL HEALTH	190388	RECONCILED	12/31/2023		138.80
		BLE		CORPORATION					
46508	188101	ACCOUNTS_PAYA	12/13/2023	SCHWIETERMAN;	810426	RECONCILED	12/31/2023		46.25
		BLE		JON					
46463	188102	ACCOUNTS_PAYA	12/13/2023	SHARP	807822	RECONCILED	12/31/2023		6,700.00
		BLE		ELECTRONICS					
				CORP.					
46511	188103	ACCOUNTS_PAYA	12/13/2023	SHAWN SMITH	810430	RECONCILED	12/31/2023		120.00
		BLE							
46476	188104	ACCOUNTS_PAYA	12/13/2023	SILCOX; DAVE	807279	RECONCILED	12/31/2023		62.88
		BLE							
46512	188105	ACCOUNTS_PAYA	12/13/2023	SINCLAIR	520791	RECONCILED	12/31/2023		5,312.14
		BLE		COMMUNITY					
				COLLEGE					
46441	188106	ACCOUNTS_PAYA	12/13/2023	SOUTHERN OHIO	808724	RECONCILED	12/31/2023		2,216.21
		BLE		PIZZA INC					
46420	188107	ACCOUNTS_PAYA	12/13/2023	STAPLES	804156	RECONCILED	12/31/2023		53.68
		BLE		BUSINESS					
				ADVANTAGE					
46522	188108	ACCOUNTS_PAYA	12/13/2023	STIGLER SUPPLY	191859	RECONCILED	12/31/2023		658.20
		BLE		CO.					
46505	188109	ACCOUNTS_PAYA	12/13/2023	STOERMER-	191920	RECONCILED	12/31/2023		2,500.00
		BLE		ANDERSON INC					

Start Date: 12/01/2023

End Date: 12/31/2023

## LEBANON CITY SCHOOL DISTRICT

## Disbursement Summary Report

Reference Number	Check Number	Type	Date	Name	Vendor #	Status	Reconcile Date	Void Date	Amount
46436	188110	ACCOUNTS_PAYA BLE	12/13/2023	SUNRISE COOPERATIVE INC.	807482	RECONCILED	12/31/2023		\$ 357.98
46509	188111	ACCOUNTS_PAYA BLE	12/13/2023	SWEETWATER SOUND INC.	802952	RECONCILED	12/31/2023		8,927.32
46477	188112	ACCOUNTS_PAYA BLE	12/13/2023	THE CHILDREN'S HOME OF CINCINNATI OHIO	809940	RECONCILED	12/31/2023		8,017.50
46404	188113	ACCOUNTS_PAYA BLE	12/13/2023	THE CITY OF LEBANON	30840	RECONCILED	12/31/2023		62,789.06
46521	188114	ACCOUNTS_PAYA BLE	12/13/2023	THE COLLEGE BOARD	805023	RECONCILED	12/31/2023		4,442.45
46450	188115	ACCOUNTS_PAYA BLE	12/13/2023	THE MEETING CONNECTION	10420	OUTSTANDING			300.00
46454	188116	ACCOUNTS_PAYA BLE	12/13/2023	THOMAS; BETSY N.	200190	OUTSTANDING			127.50
46468	188117	ACCOUNTS_PAYA BLE	12/13/2023	TIM BROWN	810432	RECONCILED	12/31/2023		90.00
46523	188118	ACCOUNTS_PAYA BLE	12/13/2023	TITAN TROPHIES & APPAREL LLC	810205	RECONCILED	12/31/2023		1,111.02
46434	188119	ACCOUNTS_PAYA BLE	12/13/2023	UNIVERSAL ENVIRONMENTA L	808916	RECONCILED	12/31/2023		100.00
46445	188120	ACCOUNTS_PAYA BLE	12/13/2023	VERIZON WIRELESS	806436	RECONCILED	12/31/2023		2,611.08
46518	188121	ACCOUNTS_PAYA BLE	12/13/2023	VERTICAL SYSTEMS ELEVATOR	220162	RECONCILED	12/31/2023		212.00
46397	188122	ACCOUNTS_PAYA BLE	12/13/2023	W.R. HACKETT, INC.	804035	RECONCILED	12/31/2023		5,594.60
46465	188123	ACCOUNTS_PAYA BLE	12/13/2023	WARREN COUNTY ESC	230196	RECONCILED	12/31/2023		1,277.00
46515	188124	ACCOUNTS_PAYA BLE	12/13/2023	WHEATCRAFT; KEITH	807253	RECONCILED	12/31/2023		120.00
46415	188125	ACCOUNTS_PAYA BLE	12/13/2023	WHITSEL, KARRIE	803072	OUTSTANDING			32.98
46495	188126	ACCOUNTS_PAYA BLE	12/13/2023	WILSON; BRYAN P	560285	RECONCILED	12/31/2023		200.00
46459	188127	ACCOUNTS_PAYA BLE	12/13/2023	WINDOW ENERGY FILM	810136	RECONCILED	12/31/2023		119.00
46485	188128	ACCOUNTS_PAYA BLE	12/13/2023	ZOLNIER; MELANIE	807920	RECONCILED	12/31/2023		37.41
46528	188129	ACCOUNTS_PAYA BLE	12/15/2023	OHIO BWC	150150	RECONCILED	12/31/2023		57,433.00
46530	188130	ACCOUNTS_PAYA BLE	12/1/2023	LEBANON CITY SCHOOLS	901040	RECONCILED	12/31/2023		14.57
46426	188131	ACCOUNTS_PAYA	12/13/2023	WARREN	901055	RECONCILED	12/31/2023		1,366.94

Start Date: 12/01/2023

End Date: 12/31/2023

## LEBANON CITY SCHOOL DISTRICT

### Disbursement Summary Report

Reference Number	Check Number	Type	Date	Name	Vendor #	Status	Reconcile Date	Void Date	Amount
		BLE		COUNTY ESC					
46531	188132	ACCOUNTS_PAYA	12/4/2023	LEBANON CITY	901040	RECONCILED	12/31/2023		\$ 9.63
		BLE		SCHOOLS					
46532	188133	ACCOUNTS_PAYA	12/5/2023	LEBANON CITY	901040	RECONCILED	12/31/2023		236.22
		BLE		SCHOOLS					
46533	188134	ACCOUNTS_PAYA	12/6/2023	LEBANON CITY	901040	RECONCILED	12/31/2023		27.08
		BLE		SCHOOLS					
46534	188135	ACCOUNTS_PAYA	12/7/2023	LEBANON CITY	901040	RECONCILED	12/31/2023		10.72
		BLE		SCHOOLS					
46535	188136	ACCOUNTS_PAYA	12/8/2023	LEBANON CITY	901040	RECONCILED	12/31/2023		10.17
		BLE		SCHOOLS					
46536	188137	ACCOUNTS_PAYA	12/11/2023	LEBANON CITY	901040	RECONCILED	12/31/2023		46.37
		BLE		SCHOOLS					
46537	188138	ACCOUNTS_PAYA	12/12/2023	LEBANON CITY	901040	RECONCILED	12/31/2023		107.37
		BLE		SCHOOLS					
46538	188139	ACCOUNTS_PAYA	12/13/2023	LEBANON CITY	901040	RECONCILED	12/31/2023		41.25
		BLE		SCHOOLS					
46539	188140	ACCOUNTS_PAYA	12/14/2023	LEBANON CITY	901040	RECONCILED	12/31/2023		90.08
		BLE		SCHOOLS					
46541	188141	ACCOUNTS_PAYA	12/20/2023	DUKE ENERGY	30760	OUTSTANDING			1,931.96
		BLE							
46542	188142	ACCOUNTS_PAYA	12/20/2023	RELIASTAR LIFE	905715	RECONCILED	12/31/2023		2,601.22
		BLE		INSURANCE CO.					
46540	188143	PAYROLL	12/20/2023	LEBANON CITY		RECONCILED	12/31/2023		1,749,276.85
				SCHOOL					
				DISTRICT					
46543	188144	ACCOUNTS_PAYA	12/20/2023	SWOOSH	900005	RECONCILED	12/31/2023		743,507.92
		BLE		Insurance					
				Consortium					
46544	188145	ACCOUNTS_PAYA	12/20/2023	METLIFE	900008	RECONCILED	12/31/2023		37,070.40
		BLE							
46545	188146	ACCOUNTS_PAYA	12/20/2023	DUKE ENERGY	30760	OUTSTANDING			0.00
		BLE							
46620	188147	ACCOUNTS_PAYA	12/20/2023	Ace Hardware	802545	OUTSTANDING			33.99
		BLE		W.C.					
46562	188148	ACCOUNTS_PAYA	12/20/2023	ALCOR SUPPLY	809425	RECONCILED	12/31/2023		1,524.90
		BLE		COMPANY					
46546	188149	ACCOUNTS_PAYA	12/20/2023	AMAZON	808695	OUTSTANDING			1,396.12
		BLE		CAPITAL					
				SERVICES					
46617	188150	ACCOUNTS_PAYA	12/20/2023	AMY STEVENS	810048	RECONCILED	12/31/2023		850.00
		BLE							
46580	188151	ACCOUNTS_PAYA	12/20/2023	AWARDS OF	804212	OUTSTANDING			158.00
		BLE		EXCELLENCE					
46619	188152	ACCOUNTS_PAYA	12/20/2023	BEST DRIVE LLC	807700	RECONCILED	12/31/2023		2,125.50
		BLE							
46623	188153	ACCOUNTS_PAYA	12/20/2023	BETHESDA	20453	RECONCILED	12/31/2023		365.00
		BLE		HEALTHCARE					

Start Date: 12/01/2023

End Date: 12/31/2023

## LEBANON CITY SCHOOL DISTRICT

## Disbursement Summary Report

Reference Number	Check Number	Type	Date	Name	Vendor #	Status	Reconcile Date	Void Date	Amount
				INC.					
46557	188154	ACCOUNTS_PAYA BLE	12/20/2023	BSN SPORTS , LLC	20920	RECONCILED	12/31/2023		\$ 32.00
46598	188155	ACCOUNTS_PAYA BLE	12/20/2023	BUSHNELL E DYER	810440	RECONCILED	12/31/2023		90.00
46624	188156	ACCOUNTS_PAYA BLE	12/20/2023	BUTLER CO. ESC	804648	RECONCILED	12/31/2023		45,500.00
46551	188157	ACCOUNTS_PAYA BLE	12/20/2023	CAPITAL ONE	220900	RECONCILED	12/31/2023		442.54
46618	188158	ACCOUNTS_PAYA BLE	12/20/2023	CBTS	20563	OUTSTANDING			34.94
46565	188159	ACCOUNTS_PAYA BLE	12/20/2023	CDW GOVERNMENT INC.	30015	RECONCILED	12/31/2023		2,595.39
46553	188160	ACCOUNTS_PAYA BLE	12/20/2023	CENTURY RESOURCES, LLC	807639	RECONCILED	12/31/2023		2,380.92
46588	188161	ACCOUNTS_PAYA BLE	12/20/2023	CHASE THE CLARKS, INC	810157	OUTSTANDING			720.22
46599	188162	ACCOUNTS_PAYA BLE	12/20/2023	CINCINNATI BELL	20566	RECONCILED	12/31/2023		457.62
46581	188163	ACCOUNTS_PAYA BLE	12/20/2023	CINCINNATI BELL	802718	RECONCILED	12/31/2023		1,443.72
46559	188164	ACCOUNTS_PAYA BLE	12/20/2023	COCA COLA BOTTLING CO.	807475	RECONCILED	12/31/2023		2,667.86
46610	188165	ACCOUNTS_PAYA BLE	12/20/2023	COMMERCIAL PARTS & SERVICE	808635	RECONCILED	12/31/2023		1,425.00
46600	188166	ACCOUNTS_PAYA BLE	12/20/2023	CORBITT GRAPHICS LLC	809124	RECONCILED	12/31/2023		828.47
46569	188167	ACCOUNTS_PAYA BLE	12/20/2023	COUNTRYSIDE YMCA	31487	RECONCILED	12/31/2023		2,196.00
46634	188168	ACCOUNTS_PAYA BLE	12/20/2023	CROCKETT; MICHELLE	807148	RECONCILED	12/31/2023		50.40
46630	188169	ACCOUNTS_PAYA BLE	12/20/2023	CUSTOM INK	806500	RECONCILED	12/31/2023		349.05
46584	188170	ACCOUNTS_PAYA BLE	12/20/2023	Daniel; Tiffany	802133	OUTSTANDING			19.34
46607	188171	ACCOUNTS_PAYA BLE	12/20/2023	DARIUS DETHERAGE	809189	OUTSTANDING			100.00
46612	188172	ACCOUNTS_PAYA BLE	12/20/2023	DIESEL INJECTION SERVICE CO.	805582	RECONCILED	12/31/2023		314.28
46613	188173	ACCOUNTS_PAYA BLE	12/20/2023	DONUT SHOP	40670	OUTSTANDING			70.20
46628	188174	ACCOUNTS_PAYA BLE	12/20/2023	ENSMAN; JENNIFER	806717	RECONCILED	12/31/2023		9.50
46592	188175	ACCOUNTS_PAYA BLE	12/20/2023	ENVIRONMENTA L COMFORT LLC	810417	OUTSTANDING			1,256.81

Start Date: 12/01/2023

End Date: 12/31/2023

## LEBANON CITY SCHOOL DISTRICT

## Disbursement Summary Report

Reference Number	Check Number	Type	Date	Name	Vendor #	Status	Reconcile Date	Void Date	Amount
46587	188176	ACCOUNTS_PAYA BLE	12/20/2023	FAIRFIELD HIGH SCHOOL	60025	OUTSTANDING			\$ 250.00
46579	188177	ACCOUNTS_PAYA BLE	12/20/2023	FARLEY, WILL	807595	RECONCILED	12/31/2023		120.00
46591	188178	ACCOUNTS_PAYA BLE	12/20/2023	FIRST ADVANTAGE TAX	807093	RECONCILED	12/31/2023		240.00
46552	188179	ACCOUNTS_PAYA BLE	12/20/2023	FLORENCE, STEPHEN	802844	OUTSTANDING			850.00
46574	188180	ACCOUNTS_PAYA BLE	12/20/2023	FRANZ; CLIFTON	802828	OUTSTANDING			34.50
46585	188181	ACCOUNTS_PAYA BLE	12/20/2023	GORDON FOOD SERVICE	70449	RECONCILED	12/31/2023		7,288.32
46614	188182	ACCOUNTS_PAYA BLE	12/20/2023	GRAINGER	804685	RECONCILED	12/31/2023		279.12
46570	188183	ACCOUNTS_PAYA BLE	12/20/2023	HAMILTON COUNTY ESC	80138	OUTSTANDING			7,968.44
46632	188184	ACCOUNTS_PAYA BLE	12/20/2023	HEADLINES SPORTSWEAR	808408	RECONCILED	12/31/2023		5,000.00
46615	188185	ACCOUNTS_PAYA BLE	12/20/2023	HENRY SCHEIN INC.	801880	RECONCILED	12/31/2023		136.63
46575	188186	ACCOUNTS_PAYA BLE	12/20/2023	HERSHEY CREAMERY COMPANY	804945	RECONCILED	12/31/2023		389.76
46576	188187	ACCOUNTS_PAYA BLE	12/20/2023	IANNELLI; DAVID	88000	RECONCILED	12/31/2023		115.15
46629	188188	ACCOUNTS_PAYA BLE	12/20/2023	INCIDENT IQ LLC	809788	RECONCILED	12/31/2023		189.38
46590	188189	ACCOUNTS_PAYA BLE	12/20/2023	INSTITUTE FOR MULTI-SENSORY EDUCATION	809955	OUTSTANDING			269.95
46595	188190	ACCOUNTS_PAYA BLE	12/20/2023	INTERSTATE BILLING SERVICE INC	805667	RECONCILED	12/31/2023		4,954.93
46586	188191	ACCOUNTS_PAYA BLE	12/20/2023	J.W. PEPPER & SON INC.	802092	RECONCILED	12/31/2023		294.51
46616	188192	ACCOUNTS_PAYA BLE	12/20/2023	JS LANGUAGES LLC	803721	RECONCILED	12/31/2023		783.13
46631	188193	ACCOUNTS_PAYA BLE	12/20/2023	KEY BEHAVIOR SERVICES LLC	809982	RECONCILED	12/31/2023		6,358.99
46622	188194	ACCOUNTS_PAYA BLE	12/20/2023	KIMBERLY A REYNOLDS	810424	RECONCILED	12/31/2023		247.50
46547	188195	ACCOUNTS_PAYA BLE	12/20/2023	KLOSTERMAN BAKING COMPANY	803558	RECONCILED	12/31/2023		1,005.08
46549	188196	ACCOUNTS_PAYA BLE	12/20/2023	KOCH SPORTING GOODS	110441	RECONCILED	12/31/2023		3,622.00
46582	188197	ACCOUNTS_PAYA BLE	12/20/2023	KROGER CO.	110545	RECONCILED	12/31/2023		658.77

Start Date: 12/01/2023

End Date: 12/31/2023

## LEBANON CITY SCHOOL DISTRICT

### Disbursement Summary Report

Reference Number	Check Number	Type	Date	Name	Vendor #	Status	Reconcile Date	Void Date	Amount
46554	188198	ACCOUNTS_PAYA BLE	12/20/2023	LEARNING A-Z	802419	RECONCILED	12/31/2023		\$ 960.00
46567	188199	ACCOUNTS_PAYA BLE	12/20/2023	LEBANON HIGH SCHOOL	120630	OUTSTANDING			170.00
46625	188200	ACCOUNTS_PAYA BLE	12/20/2023	MAXIM HEALTHCARE	805953	RECONCILED	12/31/2023		2,240.00
46571	188201	ACCOUNTS_PAYA BLE	12/20/2023	MECHANICSBUR G HIGH SCHOOL	809685	OUTSTANDING			250.00
46601	188202	ACCOUNTS_PAYA BLE	12/20/2023	MINUTEMAN PRESS	131320	RECONCILED	12/31/2023		212.58
46608	188203	ACCOUNTS_PAYA BLE	12/20/2023	MODERN OFFICE METHODS	131480	RECONCILED	12/31/2023		380.00
46578	188204	ACCOUNTS_PAYA BLE	12/20/2023	MONTGOMERY COUNTY	131520	OUTSTANDING			3,850.00
46633	188205	ACCOUNTS_PAYA BLE	12/20/2023	NAVIGATE360 LLC	809250	RECONCILED	12/31/2023		6,365.40
46561	188206	ACCOUNTS_PAYA BLE	12/20/2023	NCS PEARSON INC.	801930	RECONCILED	12/31/2023		2,356.10
46560	188207	ACCOUNTS_PAYA BLE	12/20/2023	O'REILLY AUTO PARTS	808521	RECONCILED	12/31/2023		243.18
46550	188208	ACCOUNTS_PAYA BLE	12/20/2023	OHIO CAT	808222	RECONCILED	12/31/2023		2,058.15
46626	188209	ACCOUNTS_PAYA BLE	12/20/2023	OHIO HIGH SCHOOL WRESTLING COACHES ASSOCIATION	810438	OUTSTANDING			100.00
46602	188210	ACCOUNTS_PAYA BLE	12/20/2023	PAR, INC.	160763	RECONCILED	12/31/2023		1,210.00
46594	188211	ACCOUNTS_PAYA BLE	12/20/2023	PHILLIPS SUPPLY CO.	160320	RECONCILED	12/31/2023		5,582.41
46604	188212	ACCOUNTS_PAYA BLE	12/20/2023	PROCESS CONSTRUCTION, INC.	806004	RECONCILED	12/31/2023		29,918.00
46556	188213	ACCOUNTS_PAYA BLE	12/20/2023	REITER DAIRY	809091	RECONCILED	12/31/2023		3,342.60
46621	188214	ACCOUNTS_PAYA BLE	12/20/2023	ROBERT REYNOLDS	809929	RECONCILED	12/31/2023		127.60
46603	188215	ACCOUNTS_PAYA BLE	12/20/2023	RYAN EADS	810439	RECONCILED	12/31/2023		330.00
46577	188216	ACCOUNTS_PAYA BLE	12/20/2023	SC STRATEGIC SOLUTIONS LLC	809656	OUTSTANDING			27,821.00
46605	188217	ACCOUNTS_PAYA BLE	12/20/2023	SERSON; ANDREW	809340	RECONCILED	12/31/2023		476.78
46635	188218	ACCOUNTS_PAYA BLE	12/20/2023	SOUTHWEST CLASSIC SWIM MEET	807625	OUTSTANDING			231.00
46597	188219	ACCOUNTS_PAYA	12/20/2023	SOUTHWEST	808737	RECONCILED	12/31/2023		9,933.53

Start Date: 12/01/2023

End Date: 12/31/2023

## LEBANON CITY SCHOOL DISTRICT

## Disbursement Summary Report

Reference Number	Check Number	Type	Date	Name	Vendor #	Status	Reconcile Date	Void Date	Amount
46583	188220	BLE ACCOUNTS_PAYA	12/20/2023	OHIO COUNCIL STAGE ACCENTS	191580	OUTSTANDING			\$ 114.00
46529	188221	BLE REFUND	12/20/2023	Staley, JD/Nancy	807497	RECONCILED	12/31/2023		271.20
46564	188222	BLE ACCOUNTS_PAYA	12/20/2023	STERLING PAPER COMPANY	191837	RECONCILED	12/31/2023		6,278.13
46568	188223	BLE ACCOUNTS_PAYA	12/20/2023	SUNRISE COOPERATIVE INC.	807482	RECONCILED	12/31/2023		288.78
46609	188224	BLE ACCOUNTS_PAYA	12/20/2023	SWEETWATER SOUND INC.	802952	RECONCILED	12/31/2023		481.88
46573	188225	BLE ACCOUNTS_PAYA	12/20/2023	SWOCA	21110	OUTSTANDING			66,566.76
46563	188226	BLE ACCOUNTS_PAYA	12/20/2023	THE CHILDREN'S HOME OF CINCINNATI OHIO	809940	RECONCILED	12/31/2023		6,127.50
46555	188227	BLE ACCOUNTS_PAYA	12/20/2023	THE CITY OF LEBANON	30841	RECONCILED	12/31/2023		780.00
46589	188228	BLE ACCOUNTS_PAYA	12/20/2023	THE CITY OF LEBANON	30842	RECONCILED	12/31/2023		40.00
46593	188229	BLE ACCOUNTS_PAYA	12/20/2023	THEMES & VARIATIONS	808343	OUTSTANDING			349.90
46606	188230	BLE ACCOUNTS_PAYA	12/20/2023	TROPHY AWARDS	200559	RECONCILED	12/31/2023		826.28
46566	188231	BLE ACCOUNTS_PAYA	12/20/2023	U.S. BANK	50555	RECONCILED	12/31/2023		116.01
46611	188232	BLE ACCOUNTS_PAYA	12/20/2023	UNIVERSITY OF DAYTON	801812	OUTSTANDING			200.00
46627	188233	BLE ACCOUNTS_PAYA	12/20/2023	VIRGINIA A DOWD	810385	OUTSTANDING			33.00
46558	188234	BLE ACCOUNTS_PAYA	12/20/2023	W.R. HACKETT, INC.	804035	RECONCILED	12/31/2023		3,708.00
46548	188235	BLE ACCOUNTS_PAYA	12/20/2023	WARREN COUNTY ESC	230196	RECONCILED	12/31/2023		371,914.79
46572	188236	BLE ACCOUNTS_PAYA	12/20/2023	WOOD, CASEY	806931	RECONCILED	12/31/2023		600.00
46596	188237	BLE ACCOUNTS_PAYA	12/20/2023	WORKS INTERNATIONAL INC.	160778	OUTSTANDING			3,240.00
46637	188238	BLE ACCOUNTS_PAYA	12/20/2023	XAVIER UNIVERSITY	806225	OUTSTANDING			150.00
46636	188239	BLE ACCOUNTS_PAYA	12/20/2023	YMCA CAMP CAMPBELL GARD	250095	OUTSTANDING			3,300.00
46638	188240	BLE ACCOUNTS_PAYA	12/21/2023	LEBANON CITY SCHOOLS	901040	RECONCILED	12/31/2023		12.20
46639	188241	ACCOUNTS_PAYA	12/21/2023	LEBANON CITY	901040	RECONCILED	12/31/2023		17.88

Start Date: 12/01/2023

End Date: 12/31/2023

## LEBANON CITY SCHOOL DISTRICT

## Disbursement Summary Report

Reference Number	Check Number	Type	Date	Name	Vendor #	Status	Reconcile Date	Void Date	Amount
		BLE		SCHOOLS					
46641	188242	ACCOUNTS_PAYA	12/21/2023	AMAZON	808695	OUTSTANDING			\$ 194.64
		BLE		CAPITAL					
		BLE		SERVICES					
46640	188243	ACCOUNTS_PAYA	12/21/2023	BE WELL	810443	OUTSTANDING			25,450.00
		BLE		ENTERPRISES					
		BLE		LLC					
46642	188244	ACCOUNTS_PAYA	12/21/2023	PRO-ED INC.	801957	OUTSTANDING			726.00
		BLE							
46643	188245	ACCOUNTS_PAYA	12/21/2023	TREASURER OF	520037	OUTSTANDING			7,216.00
		BLE		STATE					
46644	188246	ACCOUNTS_PAYA	12/22/2023	AMY DOLNEY	810446	OUTSTANDING			100.00
		BLE							
46645	188247	ACCOUNTS_PAYA	12/20/2023	LCSD	901041	RECONCILED	12/31/2023		23,869.20
		BLE		PAYROLL/MEDICA					
		BLE		RE					
46646	188248	ACCOUNTS_PAYA	12/22/2023	WARREN	901055	RECONCILED	12/31/2023		1,366.94
		BLE		COUNTY ESC					
46647	188249	ACCOUNTS_PAYA	12/22/2023	TUITION	901090	RECONCILED	12/31/2023		23,458.53
		BLE							
46648	188250	ACCOUNTS_PAYA	12/20/2023	STATE TEACHERS	901022	RECONCILED	12/31/2023		14,253.93
		BLE		RETIREMENT SYS					
46649	188251	ACCOUNTS_PAYA	12/22/2023	STATE TEACHERS	901022	RECONCILED	12/31/2023		193,528.00
		BLE		RETIREMENT SYS					
46650	188252	ACCOUNTS_PAYA	12/20/2023	SCHOOL	901030	RECONCILED	12/31/2023		2,626.02
		BLE		EMPLOYEES					
		BLE		RETIREMENT					
46651	188253	ACCOUNTS_PAYA	12/22/2023	SCHOOL	901030	RECONCILED	12/31/2023		62,813.00
		BLE		EMPLOYEES					
		BLE		RETIREMENT					
46652	188254	ACCOUNTS_PAYA	12/31/2023	LEBANON	901035	RECONCILED	12/31/2023		384.16
		BLE		CITIZENS					
46653	188255	ACCOUNTS_PAYA	12/20/2023	LEBANON CITY	901040	RECONCILED	12/31/2023		62.50
		BLE		SCHOOLS					
46654	188256	ACCOUNTS_PAYA	12/15/2023	LEBANON CITY	901040	RECONCILED	12/31/2023		52.39
		BLE		SCHOOLS					
46655	188257	ACCOUNTS_PAYA	12/18/2023	LEBANON CITY	901040	RECONCILED	12/31/2023		26.72
		BLE		SCHOOLS					
46656	188258	ACCOUNTS_PAYA	12/19/2023	LEBANON CITY	901040	RECONCILED	12/31/2023		160.32
		BLE		SCHOOLS					
46657	188259	ACCOUNTS_PAYA	12/20/2023	LEBANON CITY	901040	RECONCILED	12/31/2023		50.12
		BLE		SCHOOLS					
46658	188260	ACCOUNTS_PAYA	12/21/2023	LEBANON CITY	901040	RECONCILED	12/31/2023		22.18
		BLE		SCHOOLS					
46659	188261	ACCOUNTS_PAYA	12/26/2023	LEBANON CITY	901040	RECONCILED	12/31/2023		5.94
		BLE		SCHOOLS					
46660	188262	ACCOUNTS_PAYA	12/28/2023	LEBANON CITY	901040	RECONCILED	12/31/2023		27.73
		BLE		SCHOOLS					



LEBANON CITY SCHOOL DISTRICT

Disbursement Summary Report

Reference Number	Check Number	Type	Date	Name	Vendor #	Status	Reconcile Date	Void Date	Amount
46661	188263	ACCOUNTS_PAYA BLE	12/29/2023	LEBANON CITY SCHOOLS	901040	RECONCILED	12/31/2023		\$ 9.74
46662	188264	ACCOUNTS_PAYA BLE	12/31/2023	Robert W. Baird and Co.	901021	RECONCILED	12/31/2023		288.94
46663	188265	ACCOUNTS_PAYA BLE	12/31/2023	LEBANON CITY SCHOOLS	901040	VOID		12/31/2023	132.21
46664	188266	ACCOUNTS_PAYA BLE	12/31/2023	DRAGONFLY ATHLETICS, LLC	810300	RECONCILED	12/31/2023		6,282.50
46665	188267	ACCOUNTS_PAYA BLE	12/31/2023	LEBANON CITY SCHOOLS	901040	RECONCILED	12/31/2023		132.21
46427	188268	ACCOUNTS_PAYA BLE	12/13/2023	LEBANON CITY SCHOOLS	800560	RECONCILED	12/31/2023		226.29
46510	188269	ACCOUNTS_PAYA BLE	12/13/2023	LEBANON CITY SCHOOLS	901040	RECONCILED	12/31/2023		853.09
Grand Total									\$ 6,156,247.48

**Lebanon City School District  
Bank Reconciliation  
December 31, 2023**

**BANK ACCOUNTS**

LCNB - OPERATING ACCOUNT	\$5,417,789.16
CHANGE FUNDS	\$60.00
DRAGONFLY START UP DEPOSIT	\$8,071.94

**INVESTMENT ACCOUNTS**

STAR OHIO - GENERAL (33648)	\$8,916,274.01
STAR OHIO - BOND RETIREMENT (33540)	\$141,292.89
STAR OHIO - CAPITAL PROJECTS (34814)	\$551,153.77
STAR OHIO - EXPENDABLE TRUST SCHOLARSHIPS (68988)	\$172,625.83
STAR OHIO - NONEXPENDABLE TRUST SCHOLARSHIPS (68979)	\$129,881.86
STAR OHIO - CONSTRUCTION RETAINAGE (76921)	\$6,827.40
RED TREE INVESTMENT FUND	\$2,332,417.79
HUNTINGTON MONEY MARKET - 1041007845	\$4,512,217.16
HUNTINGTON MONEY MARKET - 1041010751	\$103,645.11
HUNTINGTON - 0242	\$1,141,601.31
HUNTINGTON - MONEY MARKET GENERAL ACCOUNT (HCS021663) (NetXInvestor)	\$21,566.06
HUNTINGTON - HCS 020095 (NetXInvestor)	\$709.35
HUNTINGTON - HCS 020103 (NetXInvestor)	\$18,152,084.85

TOTAL \$41,608,218.49

**OUTSTANDING CHECKS**

O/S CHECKS - LCNB OPERATING (\$268,683.37)

**BANK ADJUSTMENTS**

LCNB PAYROLL BANK ACCT - INTEREST TO BE TRANSFERRED TO OPERATING ACCT 4.24

**DEPOSITS IN TRANSIT**

Account Analysis Charge from Payroll (November) (\$60.64)

ADJUSTED BANK BALANCE \$41,339,478.72

**BOOK BALANCE / ADJUSTMENTS**

BOOK BALANCE 41,364,958.47

Returned Duplicate Check #180838	(\$26,327.25)
Payschools receipt on books, not deposited	(\$260.00)
Payschools receipt on books, not deposited	(\$1,532.50)
Receipt 9/26/2023	\$14.00
Receipt 12/21/23	\$2,595.00
Receipt 12/22/23	\$31.00

ADJUSTED BOOK BALANCE \$41,339,478.72

TIES TO FUND BALANCE ON CASH SUMMARY REPORT

Reviewed By: Karen Ervin

Date: 1/4/24

Lebanon City School District  
Payroll Reconciliation  
December 31, 2023

LCNB Payroll Account - Current Balance	87,403.15
<b>Outstanding Checks</b>	
O/S Checks - LCNB Payroll	(86,189.92)
<b>Deposits in Transit</b>	
Transfer from Operating Account to Cover Account Analysis Charge (November)	60.64
Adjusted Bank Balance	1,273.87
<b>Adjustments</b>	
Interest for December	(4.24)
Refund of SERS for Nicholas Hummel (Processed in June, paid to SERS in July)	(0.30)
Transfer for A. Cook (Board Medicare)	(0.86)
Life insurance payment - A. Cook	6.41
Direct Deposit returned	(1,278.93)
OAPSE corrections	4.05
Adjusted Balance	<u>(0.00)</u>

Reconciliation Reviewed By: Karen Ervin

**Lebanon City School District**  
**Investment Report**  
**For the Month Ending December 31, 2023**

Type	Issuer	Cost	Coupon Rate	Maturity Date	Purchase Date	Yield to Maturity	Days to Maturity	Market Value
FHLB Note (3130ALSG0)	Red Tree Investments	64,909.65	0.25%	3/8/2024	5/24/2021	0.30%	68	64,391.02
FHLB Note (313ATUQ8)	Red Tree Investments	99,856.00	4.88%	3/8/2024	12/28/2022	1.13%	68	99,885.89
FHLB Note (3130APH65)	Red Tree Investments	105,000.00	0.61%	10/25/2024	10/25/2021	0.61%	299	101,337.26
FHLB Note (3130APQ81)	Red Tree Investments	100,000.00	1.00%	11/8/2024	11/8/2021	2.89%	313	96,849.38
FHLM Note (3134GWZV1)	Red Tree Investments	95,000.00	0.65%	10/22/2025	10/23/2020	0.65%	661	88,666.17
FHLM Note (3133EPBJ3)	Red Tree Investments	99,568.00	4.53%	2/23/2026	2/23/2023	2.77%	785	100,351.30
FHLM Note (3134GYUN0)	Red Tree Investments	110,000.00	5.65%	6/28/2027	6/28/2023	3.53%	1,275	109,647.32
FHLM Note (3130AXVK1)	Red Tree Investments	100,000.00	5.87%	12/14/2028	12/14/2023	4.23%	1,810	99,903.37
FHLB Note (3130ALKB9)	Red Tree Investments	90,000.00	0.75%	3/17/2026	3/17/2021	1.09%	807	84,612.87
US Treasury Note (91282CBE0)	Red Tree Investments	158,562.50	0.13%	1/15/2024	10/25/2021	0.53%	15	159,705.78
US Treasury Note (9128283P3)	Red Tree Investments	78,968.75	2.25%	12/31/2024	4/21/2022	2.75%	366	78,031.25
Certificate of Deposit (15131XFF9)	Red Tree Investments	99,900.00	4.55%	1/31/2025	1/31/2023	1.89%	397	99,301.16
Certificate of Deposit (856285TF8)	Red Tree Investments	247,132.00	1.60%	4/29/2025	4/29/2020	4.80%	485	237,100.80
Commerical Paper (62479LAK1)	Red Tree Investments	110,531.10	0.00%	1/19/2024	4/26/2023	5.43%	19	114,641.54
Commerical Paper (78009ACK8)	Red Tree Investments	110,309.53	0.00%	3/19/2024	6/27/2023	5.75%	79	113,616.89
Commerical Paper (89119ACR7)	Red Tree Investments	105,404.75	0.00%	3/25/2024	6/29/2023	5.81%	85	108,557.35
Commerical Paper (63873JEH9)	Red Tree Investments	105,424.06	0.00%	5/17/2024	8/25/2023	5.08%	138	107,684.50
Commerical Paper (06054NF48)	Red Tree Investments	110,575.38	0.00%	6/4/2024	10/5/2023	5.93%	156	112,320.27
Commerical Paper (60689FF78)	Red Tree Investments	111,673.94	0.00%	6/7/2024	11/30/2023	5.64%	159	112,265.18
Commerical Paper (06367JHW5)	Red Tree Investments	110,342.50	0.00%	8/30/2024	12/4/2023	5.63%	243	111,020.88
Money Market (USBMMF)	Red Tree Investments	8,447.69	0.01%	12/31/2023	12/30/2023	2.83%	-	119,259.63
Money Market	Star Ohio General Fund	8,916,274.01	0.15%	12/31/2023	12/30/2023	0.15%	-	8,916,274.01
Money Market	Star Ohio Bond Retirement	141,292.89	0.15%	12/31/2023	12/30/2023	0.15%	-	141,292.89
Money Market	Star Ohio Capital Projects	551,153.77	0.15%	12/31/2023	12/30/2023	0.15%	-	551,153.77
Money Market	Star Ohio Expendable Trust Scholarships	172,625.83	0.15%	12/31/2023	12/30/2023	0.15%	-	172,625.83
Money Market	Star Ohio Nonexpendable Trust Scholarships	129,881.86	0.15%	12/31/2023	12/30/2023	0.15%	-	129,881.86
Money Market	Star Ohio Contruction Retainage	6,827.40	0.15%	12/31/2023	12/30/2023	0.15%	-	6,827.40
MMAX (1041010751)	Huntington National Bank	99,439.02	0.02%	12/31/2023	12/30/2023	0.02%	-	103,645.11
MMAX (1041007845)	Huntington National Bank	4,329,104.09	0.02%	12/31/2023	12/30/2023	0.02%	-	4,512,217.16
Money Market (HCS-020103)	Huntington National Bank	331,308.06	0.03%	12/31/2023	12/30/2023	0.03%	-	49,366.39
Commercial Paper	Huntington National Bank	10,506,360.14	0.00%	various	various	0.00%	-	11,505,843.69
Certificates of Deposit	Huntington National Bank	1,750,000.00	various	various	various	various	-	1,746,272.50
FHLB Bond (3130ALRR7)	Huntington National Bank	1,000,000.00	1.00%	1/15/2026	10/28/2021	1.00%	746	935,550.00
FHLB Consolidated Bond (3130APHG3)	Huntington National Bank	998,846.85	0.61%	9/26/2024	10/26/2021	0.61%	270	968,650.00
FHLB Consolidated Bond (3130APJZ9)	Huntington National Bank	1,000,000.00	1.20%	10/28/2026	10/28/2021	1.20%	1,032	917,470.00
FHLB Consolidated Bond (3130APKH7)	Huntington National Bank	1,000,000.00	0.70%	10/28/2024	10/28/2021	0.70%	302	965,540.00

**Lebanon City School District**  
**Interest Income for Month Ending December 31, 2023**

Fund Name	Fund Number	Fund Balance	% of Total Fund Balance	Interest to be Allocated	Interest to Post
General Fund	001	\$ 24,189,437.99	85.23%	\$ 51,313.30	\$ 43,733.66
Lebanon Athletics Facilities PI	003-9008	\$ 2,428,707.22	8.56%	\$ 51,313.30	\$ 4,391.02
Construction Fund	004-9000	\$ 45,528.81	0.16%	\$ 51,313.30	\$ 82.31
Food Service Fund	006	\$ 769,921.42	2.71%	\$ 51,313.30	\$ 1,391.99
Classroom Facilities Maint. Fund	034-0000	\$ 816,709.11	2.88%	\$ 51,313.30	\$ 1,476.58
St. Francis Fund	401-9024	\$ 59,897.27	0.21%	\$ 51,313.30	\$ 108.29
LUMK Fund	401-9124	\$ 4,713.10	0.02%	\$ 51,313.30	\$ 8.52
Lebanon Christian Fund	401-9224	\$ 66,884.60	0.24%	\$ 51,313.30	\$ 120.93
		<u>\$ 28,381,799.52</u>	<u>100.00%</u>		<u>\$ 51,313.30</u>
Classroom Facilities LFI Share	004-9003	\$ -	0.00%	\$ 14,696.70	\$ -
Classroom Facilities Fund State Share	010-9900	\$ -	0.00%	\$ 14,696.70	\$ -
Classroom Facilities Fund Local Share	010-9901	\$ 1,448,686.74	100.00%	\$ 14,696.70	\$ 14,696.70
		<u>\$ 1,448,686.74</u>	<u>100.00%</u>		<u>\$ 14,696.70</u>
<u>Expendable Trust Accounts</u>					
Administration Scholarship	007-9003	\$ 1,617.16	5.83%	\$ 813.42	\$ 47.46
Dennis Jeffery Scholarship	007-9006	\$ 356.78	1.29%	\$ 813.42	\$ 10.47
Jarod Bennett Scholarship	007-9009	\$ 669.94	2.42%	\$ 813.42	\$ 19.66
Donald L. Palmer Scholarship	007-9013	\$ 9,828.28	35.46%	\$ 813.42	\$ 288.42
Diversity/Achievement Scholarship	007-9017	\$ 613.41	2.21%	\$ 813.42	\$ 18.00
Gloria Taylor Memorial Scholarship	007-9019	\$ 14,365.94	51.83%	\$ 813.42	\$ 421.57
Molly McCool Scholarship	007-9100	\$ 267.07	0.96%	\$ 813.42	\$ 7.84
		<u>\$ 27,718.58</u>	<u>100.00%</u>		<u>\$ 813.42</u>
<u>Non-Expendable Trust Accounts</u>					
Louisa Wright Scholarship	008-0000	\$ 15,633.30	12.09%	\$ 612.01	\$ 74.01
Michael Rourke Scholarship	008-9001	\$ 3,576.07	2.77%	\$ 612.01	\$ 16.93
Peoples Friends of Academics	008-9002	\$ 103,242.19	79.87%	\$ 612.01	\$ 488.79
Ron Lefeber Scholarship	008-9004	\$ 6,818.28	5.27%	\$ 612.01	\$ 32.28
		<u>\$ 129,269.84</u>	<u>100.00%</u>		<u>\$ 612.01</u>
Bond Retirement Fund	002	\$ 7,729,318.59			\$ 665.78
PI Fund	003-9099	\$ 2,544,722.18			\$ 2,597.06
		<u>\$ 40,261,515.45</u>			<u>\$ 3,262.84</u>
Grand Total Interest					<u>\$ 70,698.27</u>